

05
06

MARYLAND WOMEN'S BASKETBALL

SCHEDULES/RESULTS

RECORD: 28-4, 12-2 ACC

N12 EA Sports (Exh.)	W, 87-75
N18 at Siena	W, 107-66
N20 XAVIER	W, 93-68

Paradise Jam, U.S. Virgin Islands

N24 vs. Gonzaga	FSN W, 88-50
N25 vs. #9/9 Michigan State	W, 75-61
N26 vs. #2/1 Tennessee	L, 75-80

D1 APPALACHIAN STATE	W, 118-59
D4 MOUNT ST. MARY'S	W, 102-53
D7 at Monmouth	W, 88-55
D11 ARIZONA	W, 92-67
D13 COPPIN STATE	W, 69-38
D22 at George Mason	W, 70-33

TERRAPIN CLASSIC, College Park, Md.

D29 CENTRAL CONNECTICUT ST.	W, 94-57
D30 FURMAN	W, 92-58

J2 MANHATTAN	W, 82-49
J5 at #19/21 Boston College*	W, 67-64 OT
J8 #2/2 DUKE*	RSN L, 68-86
J16 FLORIDA STATE*	RSN W, 75-57
J20 at Virginia*	RSN W, 84-74 OT
J23 at #25/24 Virginia Tech*	RSN W, 68-62
J26 GEORGIA TECH*	W, 79-71
J29 at Wake Forest*	W, 79-70 OT
F1 MIAMI*	W, 88-77
F5 VIRGINIA*	W, 85-71
F9 at #1/1 North Carolina*	W, 98-95 OT
F13 at #1/2 Duke*	ESPN2 L, 80-90
F16 #18/20 BOSTON COLLEGE*	W, 86-59
F19 at N.C. State*	RSN W, 65-57
F23 CLEMSON*	W, 89-63
F26 NORTHERN COLORADO	W, 89-53

ACC TOURNAMENT, Greensboro, N.C.

M3 vs. #11 seed Ga. Tech. RSN/Radio	W, 71-66
M4 vs. #2 seed/#2 Duke	FSN W, 78-70
M5 vs. #1 seed/#1 N. Carolina	FSN L, 80-91

NCAA TOURNAMENT

M19 vs. #15 seed Sacred Heart...ESPN	approx. 2:30
M21 vs. #7 St. John's/#10 California	ESPN2
M25&27 Albuquerque Regional	
A2 & 4 Final Four, Boston, Mass.	

ALL CAPS indicates home game; all times Eastern

* Indicates ACC game

RSN denotes games on Comcast SportsNet, Fox Sports and Sun Sports; FSN (Fox Sports) - national (Comcast SportsNet in the MD/DC area).

QUICK FACTS

Location:	College Park, Md.
Founded/Enrollment	1856/35,329
President	Dr. C.D. Mote, Jr.
Athletics Director	Deborah A. Yow
Conference	Atlantic Coast
Nickname	Terrapins, Terps
Home Court (Capacity)	Comcast Center (17,950)
Head Coach	Brenda Frese (Arizona '93)
Career Record	135-75 (7 years)
Record at Maryland	78-45 (4 years)
Assistant Coach	Jeff Walz (Northern Kentucky '95)
Assistant Coach	Erica Floyd (Ohio State '93)
Assistant Coach	Joanna Bernabei (West Liberty '97)
Dir. of Bball Oper.	Mark Pearson (Iowa State '96)
Asst. Dir. of Bball Oper.	Tamara Bowie (Ball State '03)
2004-05 Overall Record	22-10
2004-05 ACC Record (Finish)	7-7 (6th)
Letterwinners Returning/Lost	9/3
Starters Returning/Lost	4/1
Newcomers	3

NCAA 1ST & 2ND ROUNDS

Bryce Jordan Center, University Park, Pa.



Sunday, March 19 • First Round

Albuquerque Regional

Gm 1: #10 California (18-11) vs. #7 St. John's (NY) (21-7), 12 p.m. (ESPN2)

Gm 2: #15 Sacred Heart (26-4) vs. #2 Maryland (28-4), 30 min. foll. (ESPN)

Bridgeport Regional

Gm 3: #10 Missouri (21-9) vs. #7 Virginia Tech (20-9), 7 p.m. (ESPN2)

Gm 4: #15 Coppin State (22-8) vs. #2 Connecticut (29-4), 30 min. foll. (ESPN2)

Tuesday, March 21 • Second Round

Games Begin at 7 p.m.

TV Talent: Debbie Antonelli (Analyst), Mark Jones (PxP) and Rebecca Lobo (Sideline)

Livestats at www.gopsusports.com



PROBABLE STARTERS

MARYLAND

No.	Player	Pos.	Cl.	Stats	Notes
1	Crystal Langhorne	C/F	So.	16.3 ppg, 8.6 rpg	Second-ever Terp with two 500-point seasons
15	Laura Harper	F/C	So.	11.0 ppg, 6.9 rpg	1st NCAA Tourney; 13 pts, 8 reb. vs. #1/1 UNC
20	Kristi Toliver	G	Fr.	11.1 ppg, 4.1 apg	16 points, 5 assists in upset of #2/2 Duke
21	Ashleigh Newman	G	So.	8.0 ppg, 35 3FG%	14 pts second-half points vs. #1/1 North Carolina
25	Marissa Coleman	G/F	Fr.	14.6 ppg, 7.7 rpg	1st NCAA Tourney; 1st team All-ACC Tournament

TERPS EARN HIGHEST SEED IN 13 YEARS

- Fourth-year head coach Brenda Frese has guided her third-ranked Terrapins to its third-straight NCAA Tournament bid, earning a No. 2 seed in the Albuquerque Regional, the highest seed for Maryland since 1993.
- Maryland faces 15th-seeded and Northeast Conference Champion Sacred Heart on Sunday, March 19, following the #7 St. John's and #10 California matchup which tips off at noon. The Terps and the Pioneers will tip off 30 minutes after the conclusion of game one and will air on ESPN.
- Talk about a quick turnaround. The Terrapins are the only No. 1 or No. 2 seed not in the tournament bracket four years ago.
- The Terps are looking to post their 29th win of the season, which would tie the school record. Kodak/WBCA All-American finalist Crystal Langhorne is looking for her school-record 33rd start of the season.

QUICKLY...

- Maryland ends the season in the AP top five for the second time in school history.
- Maryland needs one win to tie the school record.
- Crystal Langhorne needs one start to break the school record.
- Crystal Langhorne is the second Terp with back-to-back 500-pt seasons.
- Brenda Frese's 43 appearances in the AP poll (at Maryland and Minnesota) ranks 40th among active head coaches in the NCAA.
- Maryland is making their third-straight NCAA appearance under Frese.
- Crystal Langhorne is a Wooden Award and Kodak/WBCA All-American finalist.

LAST TIME OUT

- Maryland reached the ACC Tournament championship game for the first time in 13 years, but fell to No. 1 North Carolina, 91-80. After making two-consecutive trips to the tournament's semifinal round, the Terps defeated then-No. 2 Duke, 78-70, to advance to the title game, also snapping a 14-game losing streak to the Blue Devils.
- It was the third-consecutive year the Terps had met Duke in the semifinals. Maryland, Duke and North

MARYLAND MEDIA RELATIONS

Assistant Director/WBB Contact: Natalia Ciccone • nciccone@umd.edu

2725 Comcast Center, Terrapin Trail, College Park, MD 20742

O: 301-314-9094 • C: 814-880-9062 • F: 301-314-9094

www.umterps.com

AP TOP 25 POLL

RANK	TEAM	REC.	PTS	PVS
1.	North Carolina* (46)	29-1	1150	1
2.	Ohio State	28-2	1056	2
3.	MARYLAND	28-4	1008	3
4.	Duke*	26-3	1001	4
5.	LSU	27-3	967	5
6.	Tennessee	28-4	943	7
7.	Oklahoma	29-4	901	8
8.	Connecticut	29-4	853	9
9.	Rutgers	25-4	804	6
10.	Baylor	24-6	718	10
11.	Purdue	24-6	622	12
12.	Georgia	21-8	598	14
13.	DePaul	25-6	564	13
13.	Stanford	23-7	564	11
15.	Arizona State	24-6	489	15
16.	Michigan State	22-9	449	16
17.	Louisiana Tech	26-4	374	17
18.	Utah	24-6	346	19
19.	Temple	24-7	317	18
20.	Texas A&M	23-8	197	22
21.	UCLA	20-10	188	NR
22.	BYU	25-5	187	20
23.	Bowling Green	28-2	168	24
24.	New Mexico	21-9	87	21
25.	Minnesota	19-9	83	23

Others Receiving Votes: Vanderbilt 23, Florida 51, Kentucky 44, Tulsa 33, Chattanooga 26, St. John's (N.Y.) 20, NC State* 17, George Washington 15, Virginia Tech* 14, Boston College* 11, Florida State* 7, Indiana State 6, Old Dominion 6, Hartford 4, Virginia* 3, Wyoming 3, Liberty 2, Army 1.

* ACC opponent; Bold indicates 2005-06 opponent.

ESPN/USA TODAY COACHES POLL

RANK	TEAM	REC.	PTS	PVS
1.	North Carolina* (30)	29-1	774	1
2.	Ohio State (1)	28-2	731	2
3.	MARYLAND	28-4	689	3
4.	Duke*	26-3	677	4
5.	LSU	27-3	644	5
6.	Tennessee	28-4	625	6
7.	Connecticut	29-4	598	7
8.	Oklahoma	29-4	586	8
9.	Rutgers	25-4	503	9
10.	Baylor	24-6	497	10
11.	Purdue	24-6	469	11
12.	Georgia	21-8	420	12
13.	DePaul	25-6	377	13
14.	Stanford	23-7	345	14
15.	Arizona State	24-6	316	15
16.	Louisiana Tech	26-4	294	16
17.	Michigan State	22-9	259	17
18.	Temple	24-7	248	18
19.	Utah	24-6	235	21
20.	BYU	25-5	148	19
21.	Bowling Green	28-2	137	22
22.	Texas A&M	23-8	119	23
23.	UCLA	20-10	90	NR
24.	New Mexico	21-9	88	20
25.	Vanderbilt	20-10	58	24

Others receiving votes: Chattanooga 30, Tulsa 25, Minnesota 23, George Washington 19, Old Dominion 16, St. John's (N.Y.) 8, Kentucky 6, Hartford 5, Liberty 4, Indiana State 3, Florida 2, Florida State* 2, Western Kentucky 2, Marist 1, Middle Tennessee State 1, Virginia Tech* 1.

* ACC opponent; Bold indicates 2005-06 opponent.

TERPS IN THE POLLS

Week	AP	Coaches	Week	AP	Coaches
Pre	14	14	Jan. 16	6	6
Nov. 14	--	14	Jan. 23	6	6
Nov. 21	10	10	Jan. 30	6	6
Nov. 28	9	9	Feb. 6	6	6
Dec. 5	9	8	Feb. 13	4	4
Dec. 12	8	8	Feb. 19	4	4
Dec. 19	6	T6	Feb. 26	4	4
Dec. 26	6	6	March 6	3	3
Jan. 2	6	6	March 13	3	3
Jan. 9	6	6			

Carolina are the only three teams in the ACC to reach the conference semifinals the last three seasons.

- Maryland defeated Georgia Tech in the first round, 71-66.
- Three Terps earned All-ACC Tournament honors. Sophomore Crystal Langhorne was named to the first team for the second-straight year. Marissa Coleman was the only freshman to garner all-tournament honors, earning a spot on the first team. Sophomore Jade Perry was selected to the second team for her first-career conference honor.

MARYLAND RANKED THIRD IN FINAL AP POLL

- When the Associated Press released its final top 25 on March 13, the Terps were tabbed the third-best team in the nation for the 2005-06 season. It is the first time since 1992-93 Maryland has appeared in the final AP poll and is the highest final rating since 1981-82.
- Maryland has appeared in the AP's final poll 13 times since 1977. In 1981-82, the Terps ended the year ranked No. 3, as well. They have finished among the top five in the nation only three times in the history of the program, including this season, finishing fifth in the 1988-89 ranking.

TERPS RATED AMONG TOP THREE IN THE NATION

- After reaching the championship game of the ACC Tournament, the Terps were rated No. 3 in both national polls. It is the highest ranking for Maryland since being ranked third on Jan. 12, 1993, which is also the last time it was ranked in the top 10.
- The Terps have earned a top five rating for five weeks in a row. Their 17 weeks in the top 10 ties a school record. Maryland has been ranked 19 weeks, overall.
- The Terps spent a school-record 17-consecutive

STATISTICAL COMPARISON

NCAA 1st & 2nd Rounds

TEAM COMPARISONS

Maryland	Category	Sacred Heart
3/3	Ranking	NR
83.6	Scoring	72.2
.481	Field Goal Pct.	.426
.414	3-Point Field Goal Pct.	.303
.743	Free Throw Pct.	.699
44.8	Rebounds	40.5
+11.7	Rebounding Margin	+3.3
14.9	Offensive Rebounds	15.0
30.0	Defensive Rebounds	25.5
17.4	Assists	16.4
18.3	Turnovers	16.2
7.2	Steals	11.6
5.5	Blocks	3.5
1	Series Wins	0
St. John's	Category	California
RV/RV	Ranking	NR
70.8	Scoring	64.8
.435	Field Goal Pct.	.404
.302	3-Point Field Goal Pct.	.307
.725	Free Throw Pct.	.715
40.5	Rebounds	34.3
+6.9	Rebounding Margin	-5.7
15.3	Offensive Rebounds	9.9
25.1	Defensive Rebounds	24.5
14.5	Assists	13.9
17.4	Turnovers	17.2
8.7	Steals	9.6
5.7	Blocks	1.8
First Meeting	Series	MD leads, 1-0

2005-06 MARYLAND ROSTER

NO.	NAME	CL.	HT.	POS.	HOMETOWN/HIGH SCHOOL
1	Crystal Langhorne	So.	6-2	C/F	Willingboro, N.J./Willingboro
2	Sa'de Wiley-Gatewood ^A	So.	5-9	G	Pomona, Calif./Lynwood (Tennessee)
11	Christie Marrone+	So.	5-6	G	Brooklyn, N.Y./St. John Villa (Virginia Tech)
15	Laura Harper	So.	6-4	F	Elkins Park, Pa./Cheltenham
20	Kristi Toliver	So.	5-7	G	Harrisonburg, Va./Harrisonburg
21	Ashleigh Newman	So.	5-10	G	Shelbyville, Tenn./Shelbyville Central
22	Shay Doron	Jr.	5-9	G	Great Neck, N.Y./Christ the King
24	Kalika France	Jr.	5-9	G	Forestville, Md./Bishop McNamara
25	Marissa Coleman	Fr.	6-1	G/F	Cheltenham, Md./St. John's College [D.C.]
32	Charmaine Carr	Sr.	6-1	G/F	Accokeek, Md./Gwynn Park
40	Angel Ross	Sr.	6-2	F	Midlothian, Va./Midlothian
44	Aurelie Noirez	Jr.	6-3	C	Vandoevre, France/Lyce Francois Arago
55	Jade Perry	So.	6-1	F/C	Central City, Ky./Muhlenberg North

HEAD COACH: Brenda Frese, 4th season

ASSISTANT COACH: Jeff Walz, 4th season

ASSISTANT COACH: Erica Floyd, 4th season

ASSISTANT COACH: Joanna Bernabei, 3rd season

DIR. OF BASKETBALL OPERATIONS: Mark Pearson, 4th season

ASST. DIR. OF BASKETBALL OPERATIONS: Tamara Bowie, 3rd season

+ will sit out the 2005-06 season due to NCAA transfer rules.

^A will sit out until December 2006 due to NCAA transfer rules.

LAST GAME •

#1/1 NORTH CAROLINA 91, #4/4 MARYLAND 80
MARCH 5, 2006 • GREENSBORO COLISEUM (GREENSBORO, N.C.)

#4/4 MARYLAND (28-4, 12-2)

Player	FG	3FG	FT	O/D	Reb	PF	TP	A	To	Blk	S	Min
01 Crystal Langhorne f	3-7	0-0	6-6	3/4	7	3	12	2	3	0	1	36
15 Laura Harper f	5-7	0-0	3-3	3/5	8	4	13	0	2	0	1	19
20 Kristi Toliver g	1-9	0-5	2-2	0/1	1	4	4	4	3	0	1	26
21 Ashleigh Newman g	6-12	2-4	0-0	1/3	4	4	14	1	3	1	0	33
25 Marissa Coleman g	6-14	2-4	0-1	1/7	8	4	14	2	6	0	0	32
22 Shay Doron	2-10	0-3	1-1	0/1	1	2	5	1	2	0	0	26
32 Charmaine Carr	0-0	0-0	0-0	0/0	0	1	0	0	0	0	0	4
44 Aurelie Noirez	0-0	0-0	0-0	0/0	0	0	0	0	0	0	0	1
55 Jade Perry	7-8	0-0	4-7	0/1	1	2	18	0	0	0	1	23
TEAM				4/3	7							
Totals.....	30-67	4-16	16-20	12/25	37	24	80	10	19	1	4	200

#1/1 NORTH CAROLINA (29-1, 13-1)

Player		FG	3FG	FT	O/D	Reb	PF	TP	A	To	Blk	S	Min
02 Erlana Larkins	f	9-14	0-0	8-10	5/7	12	3	26	1	2	1	2	35
20 Camille Little	f	5-13	0-2	3-4	3/3	6	3	13	2	2	0	1	25
12 Ivory Latta	g	10-23	1-7	5-5	0/2	2	1	26	4	3	0	5	40
22 La'Tangela Atkinson	g	3-5	1-1	3-4	3/3	6	3	10	1	1	2	1	35
44 Jessica Sell	g	0-0	0-0	0-0	0/1	1	1	0	0	1	0	0	6
01 Jennifer Nelms		0-0	0-0	0-0	0/0	0	0	0	0	0	0	0	0
11 Alex Miller		3-7	0-2	0-0	0/1	1	2	6	0	1	0	0	24
15 Christina Dewitt		2-5	0-2	1-2	4/2	6	2	5	0	2	0	0	11
30 LaToya Pringle		2-4	0-0	1-2	1/5	6	1	5	0	1	2	0	18
32 Rashanda McCants		0-3	0-1	0-0	3/2	5	3	0	0	2	0	0	6
TEAM					1/2	3							
Totals.....		34-74	2-15	21-27	20/28	48	19	91	8	15	5	9	200

Score by Periods

	1st	2nd	OT	Total
#4/4 Maryland	38	42	80	
#1/1 North Carolina	45	46	91	

MD: 44.8 FG%; 25.0 3FG%; 80.0 FT%. NC: 45.9 FG%; 13.3 3FG%; 77.8 FT%.
ATTENDANCE: 10746.

weeks ranked in the AP's top 10 twice - the first time in 1978-79 and the second time in 1982-83. In both seasons, Maryland was rated among the top 10 every week of the season. The Terps also spent 17 weeks in the top 10 in the coaches poll in 1991-92.

• Maryland began the 2005-06 season ranked 14th in the preseason polls, the second-straight year the Terps were ranked in the preseason ratings. They made their first top-10 appearance since 1992-93 when they were rated 10th on Nov. 10, then moved up to sixth over the following three weeks. The Terps earned a top five rating after defeating then-No. 1 North Carolina on Feb. 9 in Chapel Hill, N.C., in overtime.

TOUGH SCHEDULE

• Four Maryland opponents are ranked in both the Associated Press Poll and ESPN/USA Today Coaches top 25 polls this week. Among the ranked teams are two ACC foes, while three opponents are among the top 10.

• The Terps are 3-4 against teams ranked in this week's top 25, including the team's stunning upset over No. 1/1 North Carolina. Overall, Maryland is 6-4 against teams ranked at the time of the meeting, the most wins against ranked opponents since 1992-93.

• The Terps picked up wins over No. 16/17 Michigan State and UNC, and also snapped a 14-game losing streak

to No. 4/4 Duke at the ACC Tournament. Maryland's only four losses of the season have come to UNC at the ACC Tournament, the Blue Devils and No. 8/8 Tennessee, all teams ranked No. 1 at some point during the

WHAT A DIFFERENCE A YEAR MAKES

	3FGM	3FGA	3PT%	3FGM/G	BLK	BPG	PPG
2004-05 (32 games)	101	316	.320	3.2	91	2.8	72.8
2005-06 (32 games)	187*	452	.414	5.8	177*	5.5	83.6^

* school record; ^ highest average since 1988-89 (85.3 ppg).

2005-06 HONORS

ACC PREDICTIONS

ACC Media & Coaches.....3rd

PRESEASON RANKINGS

Sports Magazine.....	6th
SLAM Magazine.....	7th
Sports Illustrated.....	8th
Street & Smith's.....	10th
Minnesota Star-Tribune.....	10th
ESPN.com Preseason Preview.....	13th
Lindy's.....	13th
Athlon.....	13th
ESPN.com's Charlie Creme.....	13th
Sports Illustrated Online.....	13th
Associated Press.....	14th
ESPN/USA Today Coaches Poll.....	14th

TEAM RECOGNITION

"Team on the Rise" by ESPN.com's Beth Mowins and
Mechelle Voepel

"Team to Watch" by ESPN's Stacey Dales-Schuman

INDIVIDUAL HONORS

Marissa Coleman

ACC Rookie of the Year
Second Team All-ACC
ACC All-Freshman Team
ESPN.com's Nancy Leiberman's Preseason All-Freshman
Team First Team
Paradise Jam All-Tournament team
Terrapin Classic All-Tournament team
ACC Rookie of the Week (11/28)
ACC Rookie of the Week (12/12)
ACC Rookie of the Week (1/2)
ACC Co-Rookie of the Week (1/30)
ACC Rookie of the Week (2/19)
First Team All-ACC Tournament

Shay Doron

Second Team All-ACC
Second Team Academic All-American
Wade Trophy Preseason Candidate
John R. Wooden Award Preseason Candidate
Street & Smith's Preseason Honorable Mention All-American
Preseason All-ACC
"Best Kept Secret" by ESPN.com's Charlie Creme
ESPN.com's Expert's picks top five 2-guard
Terrapin Classic Most Valuable Player
ACC Player of the Week (11/21)
ESPN The Magazine/CoSIDA 1st Team Academic All-District 2

Crystal Langhorne

USA Basketball Female Athlete of the Year
Kodak/WBCA All-American Finalist
John R. Wooden Award Finalist
First Team All-ACC
First Team All-ACC Tournament
John R. Wooden Award Midseason Candidate
Wade Trophy Preseason Candidate
John R. Wooden Award Preseason Candidate
Preseason Honorable Mention All-American
One of Street & Smith's "Terrific 10"
Athlon Second team preseason All-American
Preseason All-ACC
ESPN.com's Expert's picks top five center
Paradise Jam All-Tournament team
Terrapin Classic All-Tournament team
ACC Player of the Week (11/28)
ACC Player of the Week (1/30)
ESPN The Magazine/CoSIDA 2nd team Academic All-District 2

Jade Perry

Second Team All-ACC Tournament

Kristi Toliver

ACC All-Freshman Team
ACC Rookie of the Week (1/20)
ACC Co-Rookie of the Week (2/6)

ACC STANDINGS

(thru Feb. 25)

Teams	W	ACC L	Pct.	Overall W	Overall L	Pct.	Streak
North Carolina\$^A	13	1	.929	29	1	.967	W7
Duke^	12	2	.857	26	3	.897	L1
Maryland^	12	2	.857	28	4	.875	L1
Florida State^	10	4	.714	19	9	.679	L1
NC State^	7	7	.500	19	11	.633	L1
Miami	6	8	.429	16	12	.571	L1
Virginia Tech^	6	8	.429	20	9	.690	L1
Boston College^	6	8	.429	19	11	.633	L5
Virginia	5	9	.357	18	11	.621	L1
Wake Forest	3	11	.214	12	16	.426	L3
Georgia Tech	2	12	.143	14	15	.483	L1
Clemson	2	12	.143	8	21	.276	L11

\$ - ACC Regular Season and Tournament Champion

^ - NCAA Tournament team

IN THE ACC STATS

SCORING

	Overall	ACC
Crystal Langhorne.....	T3rd 16.4.....	4th 17.7
Marissa Coleman.....	9th 14.9.....	14th 13.4
Shay Doron.....	10th 14.1.....	17th 12.8
Kristi Toliver.....	27th 11.1.....	27th 11.6

REBOUNDING

Crystal Langhorne.....	2nd 8.6.....	2nd 8.7
Marissa Coleman.....	5th 7.7.....	3rd 8.1
Laura Harper.....	8th 6.9.....	T12th 6.6

FIELD GOAL PERCENTAGE

Crystal Langhorne.....	1st .659.....	1st .633
Laura Harper.....	8th .557.....	3rd .585
Marissa Coleman.....	12th .524.....	NR ---

FREE THROW PCT.

Shay Doron.....	4th .860.....	13th .762
Marissa Coleman.....	6th .826.....	11th .800

ASSISTS

Shay Doron.....	7th 4.19.....	T11th 3.21
Kristi Toliver.....	8th 4.07.....	7th 4.36

3PT FIELD GOAL PCT.

Marissa Coleman.....	1st .505.....	4th .449
Kristi Toliver.....	6th .413.....	2nd .491
Shay Doron.....	7th .411.....	15th .345

3PT FIELD GOALS MADE

Kristi Toliver.....	10th 1.67.....	T7th 2.00
Marissa Coleman.....	12th 1.61.....	11th 1.57
Shay Doron.....	14th 1.59.....	T15th 1.36

BLOCKS

Laura Harper.....	2nd 2.17.....	5th 1.86
Marissa Coleman.....	8th 1.52.....	8th 1.43

ASSIST/TURNOVER RATIO

Kristi Toliver.....	6th 1.59.....	4th 1.53
Shay Doron.....	12th 1.33.....	9th 1.13

TEAM STATS

Scoring.....	2nd 83.6.....	3rd 79.4
Scoring Defense.....	9th 64.7.....	9th 71.1
Scoring Margin.....	3rd +18.9.....	3rd +8.2
Free Throw Percentage.....	3rd .743.....	4th .720
Field Goal Percentage.....	2nd .481.....	4th .457
Field Goal Percentage Defense.....	5th .375.....	4th .401
3PT Field Goal Percentage.....	1st .414.....	2nd .394
3PT Field Goal Pct. Defense.....	6th .305.....	4th .319
Rebounding Offense.....	1st 44.6.....	1st 43.4
Rebounding Defense.....	3rd 33.1.....	3rd 35.3
Rebounding Margin.....	1st +11.7.....	1st +8.1
Assists.....	3rd 17.36.....	3rd 16.29
Blocks.....	2nd 5.53.....	T3rd 4.64
Steals.....	11th 7.16.....	11th 6.21
Turnover Margin.....	10th -1.75.....	10th -3.21
Assist/Turnover Ratio.....	3rd 0.95.....	3rd 0.88
Offensive Rebounds.....	3rd 14.88.....	4th 14.71
Defensive Rebounds.....	1st 29.97.....	1st 28.64
3PT Field Goals Made.....	5th 5.84.....	4th 5.71

RECORD WHEN...

Overall	28-4
In ACC Games	12-2
vs. Ranked Opponents	6-4
At Home	15-1
Away	9-1
Neutral Sites	4-2
Leading at the Half	25-1
Tied at the Half	0-0
Trailing at the Half	3-3
In Overtime	4-0
Games decided by more than 10 points	20-2
Games decided by 6-10 points	5-1
Games decided by 5 points or less	3-1
When Scoring First	18-1
Score 80 or more points	18-2
Score 70-79 points	7-1
Score 60-69 points	4-1
Score 50-59 points	0-0
Less than 50 points	0-0
Allow 80 or more points	1-4
Allow 70-79 points	6-0
Allow 60-69 points	8-0
Allow 50-59 points	10-0
Allow less than 50 points	3-0
Outshooting Opponent	26-3
Outshot by Opponent	2-1
Shoot 50% or above from the field	11-1
Shoot 46-49% from the field	5-2
Shoot 41-45% from the field	8-1
Shoot 36-40% from the field	4-0
Shoot 31-35% from the field	0-0
Shoot 30% or lower	0-0
Allow 50% shooting or above	0-1
Allow 46-49% shooting from the field	1-1
Allow 41-45% shooting from the field	4-2
Allow 36-40% shooting from the field	8-0
Allow 31-35% shooting from the field	14-0
Allow 30% shooting or lower	2-0
FT% better than opponent	20-3
FT% worse than opponent	7-1
FT% better than 90%	1-0
FT% 81-90%	8-2
FT% 71-80%	8-1
FT% 61-70%	6-1
FT% 60% or worse	5-0
Opponent FT% above 90%	0-0
Opponent FT% 81-90%	7-2
Opponent FT% 71-80%	5-2
Opponent FT% 61-70%	7-0
Opponent FT% 60% or worse	9-0
Make 8 or more three pointers	6-1
Between 6-7 three pointers	9-1
Between 4-5 three pointers	9-2
Less than 4 three pointers	3-0
Opponents Make 8 or more three pointers	5-0
Between 6-7 three pointers	6-1
Between 4-5 three pointers	12-0
Less than 4 three pointers	7-3
Outrebounding Opponent	27-1
Outrebounded by Opponent	1-3
Rebounds are Equal	0-0
Less turnovers than Opponent	11-0
More turnovers than Opponent	14-4
Turnovers are Equal	3-0
One player in double figures	0-0
Two players in double figures	1-0
Three players in double figures	5-1
Four players in double figures	12-2
Five players in double figures	9-1
All five starters in double figures	4-0
None	0-0
Leading with 10:00 minutes left	25-1
Trailing with 10:00 minutes left	2-3
Tied with 10:00 minutes left	1-0
Leading with 5:00 minutes left	25-1
Trailing with 5:00 minutes left	3-3
Tied with 5:00 minutes left	0-0
Leading with 1:00 minute left	25-0
Trailing with 1:00 minute left	0-4
Tied with 1:00 minute left	3-0
In overtime	4-0
On Monday	3-1
On Tuesday	1-0
On Wednesday	3-0
On Thursday	8-0
On Friday	5-0
On Saturday	1-1
On Sunday	7-2
In November	4-1
In December	8-0
In January	7-1
In February	6-1
In March	2-1
In April	0-0

season.

- ACC opponents Florida State and Virginia Tech are both receiving votes in both rankings, while NC State and Boston College are getting votes in the AP poll.
- When Maryland earned its top-five ranking on Feb. 13, it was the first time in league history three ACC teams were among the top five in the polls.
- When the AP released its weekly ranking on Jan. 9, six ACC teams were featured in the top 25, the first time in the history of the league that six teams were ranked among the AP's top 25 (DU, NC, MD, BC, VT, NCS).
- When the rankings were released on Nov. 21, it was the first time since January 3, 2000 that three ACC squads were ranked among the top 10. That week, NC State (#3), UNC (#9) and Duke (#10) were the three squads rated among the top 10 in the Coaches Poll. Not since the final 1998 poll have three teams been ranked in the top 10 in the AP (#7 UNC, #8 Duke, #10 NC State).

TERPS IN THE NCAA TOURNAMENT

- Maryland will make its 15th tournament appearance and its third straight. It will be the first time since 1991-93 the Terps will be making three-consecutive trips to the Big Dance.
- In its 14 previous appearances, the Terps have posted a 14-14 record all-time. Maryland reached the Final Four twice (1982 and 1989), while making four Elite Eight and five Sweet Sixteen appearances.
- In 1989, the Terps earned their only No. 1 seed in program history. They have been a two seed four times, the last time coming in 1993. Maryland was also a No. 3 seed in 1983. The Terps have never been tabbed a four, five, 10 or 11 seed.
- In its two NCAA Tournament appearances under head coach Brenda Frese, the Terps improved from a 12 seed in 2003-04 to a No. 7 seed in 2004-05.
- **A QUICK LOOK BACK:** Maryland reach the second round of the NCAA Tournament for the second-straight year, falling to No. 2-seed Ohio State, 75-65. A No. 7 seed, the Terps opened the tournament with a 65-55 victory over 10th-seeded Wisconsin-Green Bay. Maryland was hosting an NCAA Tournament game at home for the first time since 1993.

TERPS VS. NCAA TOURNEY TEAMS

- Maryland is 9-4 versus teams in this year's NCAA Tournament, with its only four losses coming to two No. 1 seeds and a No. 2 seed.
- Maryland has faced nine teams in the ACC Tournament, claiming wins over eight of those teams. Boston College fell victim to the Terps twice, while Michigan State, Virginia Tech, Coppin State, NC State and Florida State have each lost to Maryland once. Duke is the only team to win twice against Maryland, but the Terps snapped a 14-game losing streak to the Blue Devils in the semifinals of the ACC Tournament. Maryland handed North Carolina its only loss of the season, but the Tar Heels avenged that loss in the conference title game. Tennessee claimed the Paradise Jam title over the Terps back in November.

TERPS IN STATE COLLEGE

- Maryland makes travels to the State College for the first time since 2002. It will be the second time in school history the Terps will be playing an NCAA Tournament contest in State College, Pa. In 1983, third-seeded Maryland fell to second-seeded Old Dominion, 74-57.

NATIONAL STATS

According to Stats, Inc. (updated thru 3/11)

Team

PPG	2nd	83.6
RPG	8th	49.0
APG	10th	17.4
BPG	11th	5.5
FGM/G	4th	29.8
FGA/G	39th	61.9
FTM/G	1st	18.2
FTA/G	8th	24.4
3FGM/G	72nd	5.8
FG%	4th	.481
FT%	128th	.743
3FG%	1st	.414

Individual

C. Langhorne	1st	.659 FG%
M. Coleman	2nd*	.505 3FG%

* min. 1.5 3FGM

According to NCAA (updated Mondays)

Team

Scoring	2nd	83.6
Scoring Defense	187th	64.7
Scoring Margin	5th	18.9
Field Goal %	4th	48.1
FG% Defense	46th	37.5
Free Throw %	27th	74.3
Rebound Margin	2nd	11.7
3PT FG/G	68th	5.8
3PT FG%	1st	41.4
W-L Percentage	8th	87.5
Assists Per Game	10th	17.4
Blocks Per Game	11th	5.5
Steals Per Game	262nd	7.2
TO Per Game	208th	18.3
Fouls Per Game	85th	16.5

Individual

L. Harper	27th	2.2 BPG
C. Langhorne	1st	.659 FG%

RECORD BY LINEUP

G - Doron, G - Newman, G - Toliver, F - Harper, C - Langhorne	2-0
G - Doron, G - Newman, G - Toliver, F - Perry, C - Langhorne	4-1
G - Doron, G - Newman, F - Carr, F - Perry, C - Langhorne	1-0
G - Doron, G - Newman, F - Coleman, F - Perry, C - Langhorne	12-1
G - Doron, G - Newman, G - Toliver, F - Harper, C - Langhorne	1-0
G - Doron, G - Toliver, F - Coleman, F - Harper, C - Langhorne	4-1
G - Doron, G - Toliver, F - Coleman, F - Perry, C - Langhorne	1-0
G - Doron, G - Toliver, F - Carr, F - Ross, C - Langhorne	1-0
G - Newman, G - Toliver, F - Coleman, F - Harper, C - Langhorne	3-0

ACC IN THE NCAA TOURNAMENT

- The No. 1 conference in the nation, the ACC claims seven NCAA Tournament teams, tying for the most this season. The Big East also had seven of its teams earn tournament bids.
- Duke and North Carolina claimed two of the four No. 1 seeds in the tournament. The Tar Heels are the top seed in the Cleveland Regional, while the Blue Devils are the top team in the Bridgeport Regional. The Terps are the No. 2 seed in the Albuquerque Regional, with Boston College garnering the eighth seed in the bracket. Virginia Tech is the seventh seed in the Bridgeport Regional, while fifth-seeded NC State and sixth-seeded Florida State are in the San Antonio Regional.
- The ACC, who has posted a 133-28 mark (82.6 percent) against non-conference opponents during the regular season, is 23-7 (.767) against non-conference NCAA Tournament teams.

LANGHORNE A KODAK/WBCA ALL-AMERICAN FINALIST

- Sophomore Crystal Langhorne is one of 48 finalists for the 10-member Kodak/WBCA All-American Team, which was announced today by the Women's Basketball Coaches Association (WBCA). The top six players from eight regions were voted on by WBCA member coaches.
- The top six players in Region II are all ACC players, including Monique Currie and Lindsay Harding from Duke, Tamara James from Miami, and Erlana Larkins and Ivory Latta from North Carolina.
- Langhorne is also a finalist for the Wooden Award, presented to the nation's top women's basketball player.

LANGHORNE A WOODEN AWARD FINALIST

- Sophomore Crystal Langhorne was one of 18 student-athletes who have been placed on the final voting ballot for the John R. Wooden Award, presented to the nation's top collegiate player, and the Wooden All-American team. The winner will be announced on Saturday, April 8 on CBS.
- Langhorne leads the nation in field goal shooting (65.9 percent) and was recently named first team All-ACC and was a first team All-ACC Tournament pick for the second-straight year. She helped the Terps reach the finals of the conference tournament, which included a 78-70 victory over then-No. 2 Duke in the semifinals, also snapping a 14-game losing streak to the Blue Devils.
- Langhorne is one of three ACC players on the ballot. She is joined by Duke's Monique Currie and North Carolina's Ivory Latta.

THREE TERPS GARNER ALL-TOURNAMENT NODS

- After its run to the championship game, three Terrapins were voted All-ACC Tournament, the most since 1993, with two being selected to the first team.
- Sophomore Crystal Langhorne and freshman Marissa Coleman were honored as first team performers while sophomore Jade Perry received a second team nod.
- Langhorne earned first team all-tournament honors for the second time. In helping Maryland to its first ACC finals in 13 years, she averaged 15.0 points and 8.0 rebounds per game, while shooting 62.5 percent from the floor. She also had a double-double in the upset of then-No. 2 Duke and a 20-point outing vs. Georgia Tech.
- Coleman was the only freshman to earn all-tournament honors, averaging 14.3 points and 9.0 rebounds over the three games. She reached double figures in every game, she also had a double-double in the upset of the Blue Devils.
- Perry garnered ACC honors for the first time in her career. Going 10-for-16 over the three games, she led the Terps in scoring with 18 points vs. No. 1 North Carolina, 14 of those coming in the first half.

COLEMAN TABBED ROOKIE OF THE YEAR

- Earning 61 of 70 votes, Maryland's Marissa Coleman was named the ACC's Rookie of the Year, the second-straight year a Terp has earned the award.
- Coleman is a five-time Rookie of the Week, tying a school record set by teammate Crystal Langhorne and the most of any league freshman. She is the ACC's second-highest scoring rookie (14.6), while leading all rookies in rebounding (7.7) and blocks (1.52), and is third in assists (3.06). Coleman ranks in the top 15 in the ACC in seven different statistical categories overall.
- Coleman has posted eight 20-point games, including scoring a career-high 23 in the upset of then-No. 1 North Carolina. She has also had seven double-doubles on the season, tallying nine double-figure rebounding efforts.



Crystal Langhorne
Wooden Award & Kodak/WBCA All-American Finalist
1st Team All-ACC & 1st Team All-ACC Tourn.

2006 ACC HONORS

ALL-ACC TEAMS

First Team (1st Team Votes)	
Monique Currie, Duke (70*)	210
Ivory Latta, North Carolina (70*)	210
CRYSTAL LANGHORNE, MARYLAND (65)	205
Tamara James, Miami (57)	192
Erlana Larkins, North Carolina (31)	163
*unanimous 1st-team selection	

Second Team

Brooke Quennan, Boston College	114
Mistie Williams, Duke	110
MARISSA COLEMAN, MARYLAND	108
SHAY DORON, MARYLAND	98
Lindsey Harding, Duke	88

Third Team

Cotelia Bond-Young, Wake Forest	86
Alicia Gladden, Florida State	78
Camille Little, North Carolina	65
Kerri Gardin, Virginia Tech	61
Sharnae' Zoll, Virginia	56

Honorable Mention

Renee Taylor, Miami	53
Tiffany Stansbury, NC State	41

ALL-FRESHMAN

Marissa Coleman, Maryland (unanimous)	70
Deirdre Naughton, Wake Forest	65
Abby Waner, Duke	62
Kristi Toliver, Maryland	61
Britany Miller, Florida State	40

Honorable Mention All-Freshman

Lyndra Littles, Virginia	22
Rashanda McCants, North Carolina	18

Player of the Year

Ivory Latta, North Carolina

Rookie of the Year

Marissa Coleman, Maryland (61 of 70 votes)

Coach of the Year of the Year

Sylvia Hatchell, North Carolina

ACC PRESEASON PICKS

2005-06 Preseason Poll

1. Duke (30)	470
2. North Carolina (10)	446
3. MARYLAND	394
4. NC State	352
5. Boston College	302
6. Florida State	256
7. Virginia Tech	214
8. Virginia	188
9. Wake Forest	166
10. Georgia Tech	152
11. Miami	126
12. Clemson	54

Preseason Player of the Year

Monique Currie, Duke

Preseason Rookie of the Year

Abby Waner, Duke

Preseason All-ACC

Monique Currie, Duke

SHAY DORON, MARYLAND

Tamara James, Miami

CRYSTAL LANGHORNE, MARYLAND

Erlana Larkins, North Carolina

Ivory Latta, North Carolina

DOUBLE-DOUBLES

CAREER (current players only)

Charmaine Carr (1)

11/29/02 vs. Rider 14 pts., 11 reb.

Marissa Coleman (7)

12/1/05 vs. Appalachian State 17 pts., 10 reb.
12/22/05 at George Mason 20 pts., 10 reb.
12/30/05 Furman 16 pts., 10 reb.
1/26/06 Georgia Tech 18 pts., 10 reb.
2/1/06 Miami 10 pts., 12 reb.
2/19/06 at NC State 10 pts., 10 reb.
3/5/06 vs. #2/2 Duke 16 pts., 13 reb.

Shay Doron (2)

12/7/05 at Monmouth 17 pts., 10 asst.
12/11/05 Arizona 12 pts., 13 asst.

Kalika France (2)

1/2/04 vs. NC State 19 pts., 10 reb.
12/30/04 vs. Marshall 11 pts., 10 reb.

Laura Harper (7)

11/21/04 vs. Siena 12 pts., 14 reb.
11/26/04 vs. #2/2 LSU 17 pts., 16 reb.
12/7/04 vs. St. Bonaventure 10 pts., 10 reb.
11/25/05 vs. #2/1 Tennessee 13 pts., 12 reb.
12/30/05 Furman 13 pts., 10 reb.
2/5/06 Virginia 17 pts., 10 reb.
2/16/06 #18/20 Boston College 14 pts., 10 reb.

Crystal Langhorne (31)

11/30/04 vs. Loyola 14 pts., 10 reb.
12/4/04 at Xavier 18 pts., 11 reb.
12/7/04 vs. St. Bonaventure 12 pts., 10 reb.
12/30/04 vs. Massachusetts 26 pts., 10 reb.
1/9/05 vs. # 5/4 North Carolina 23 pts., 14 reb.
1/13/05 at Georgia Tech 14 pts., 15 reb.
1/20/05 vs. Virginia 16 pts., 17 reb.
1/23/05 vs. NC State 13 pts., 19 reb.
1/29/05 at Arizona 20 pts., 16 reb.
2/6/05 at Clemson 12 pts., 13 reb.
2/17/05 at Miami 29 pts., 22 reb.
2/20/05 at Virginia 11 pts., 12 reb.

2/24/05 Virginia Tech 19 pts., 16 reb.
2/28/05 Northern Colorado 31 pts., 11 reb.
3/4/05 vs. Clemson (ACC Tourn.) 24 pts., 16 reb.
3/5/05 vs. #19/21 NC State (ACCs) 23 pts., 17 reb.
3/20/05 vs. #24/21 UW-Green Bay (NCAA) 16 pts., 10 reb.
3/22/05 vs. #8/7 Ohio State (NCAA) 22 pts., 16 reb.
11/18/05 at Siena 13 pts., 10 reb.
11/24/05 vs. #9/9 Michigan State 10 pts., 12 reb.
11/25/05 vs. #2/1 Tennessee 19 pts., 11 reb.
12/4/05 Mount St. Mary's 30 pts., 10 reb.
12/11/05 Arizona 15 pts., 11 reb.
12/29/05 Central Connecticut State 22 pts., 10 reb.
1/5/06 at #19/21 Boston College 24 pts., 13 reb.
1/16/06 Florida State 12 pts., 19 reb.
1/23/06 at #25/24 Virginia Tech 21 pts., 12 reb.
1/29/06 at Wake Forest 34 pts., 14 reb.
2/1/06 Miami 10 pts., 12 reb.
2/23/06 Clemson 16 pts., 10 reb.
3/5/05 vs. #2/2 Duke 13 pts., 10 reb.

Jade Perry (3)

12/1/05 Appalachian State 16 pts., 16 reb.
12/4/05 Mount St. Mary's 23 pts., 13 reb.
1/2/06 Manhattan 17 pts., 10 reb.

Angel Ross (3)

11/29/02 vs. Rider 19 pts., 13 reb.
12/15/02 vs. Coppin State 10 pts., 10 reb.
12/28/02 vs. Cleveland State 16 pts., 15 reb.

Kristi Toliver (2)

12/1/05 vs. Appalachian State 17 pts., 11 asst.
1/20/06 at Virginia 12 pts., 10 asst.

2005-06

Marissa Coleman (7)

12/1/05 vs. Appalachian State 17 pts., 10 reb.
12/22/05 at George Mason 20 pts., 10 reb.
12/30/05 Furman 16 pts., 10 reb.
1/26/06 Georgia Tech 18 pts., 10 reb.
2/1/06 Miami 10 pts., 12 reb.
2/19/06 at NC State 10 pts., 10 reb.
3/5/06 vs. #2/2 Duke 16 pts., 13 reb.

Shay Doron (2)

12/7/05 at Monmouth 17 pts., 10 asst.
12/11/05 Arizona 12 pts., 13 asst.

Laura Harper (4)

11/25/05 vs. #2/1 Tennessee 13 pts., 12 reb.
12/30/05 Furman 13 pts., 10 reb.
2/5/06 Virginia 17 pts., 10 reb.
2/16/06 #18/20 Boston College 14 pts., 10 reb.

Crystal Langhorne (13)

11/18/05 at Siena 13 pts., 10 reb.
11/24/05 vs. #9/9 Michigan State 10 pts., 12 reb.
11/25/05 vs. #2/1 Tennessee 19 pts., 11 reb.
12/4/05 Mount St. Mary's 30 pts., 10 reb.
12/11/05 Arizona 15 pts., 11 reb.
12/29/05 Central Connecticut State 22 pts., 10 reb.
1/5/06 at #19/21 Boston College 24 pts., 13 reb.
1/16/06 Florida State 12 pts., 19 reb.
1/23/06 at #25/24 Virginia Tech 21 pts., 12 reb.
1/29/06 at Wake Forest 34 pts., 14 reb.
2/1/06 Miami 10 pts., 12 reb.
2/23/06 Clemson 16 pts., 10 reb.
3/5/06 vs. #2/2 Duke 13 pts., 10 reb.

Jade Perry (3)

12/1/05 vs. Appalachian State 16 pts., 16 reb.
12/4/05 Mount St. Mary's 23 pts., 13 reb.
1/2/06 Manhattan 17 pts., 10 reb.

Kristi Toliver (2)

12/1/05 vs. Appalachian State 17 pts., 11 asst.
1/20/06 at Virginia 12 pts., 10 asst.

- Coleman is the fifth player in school history to earn ACC Rookie of the Year honors. It is the first time since 1987 and 1988 that a pair of Terps have garnered the award in back-to-back years.

THREE TERPS NAMED TO ALL-ACC SQUAD

- For the first time in 17 years, three Terrapins were selected to the All-ACC squad, led by sophomore Crystal Langhorne's first-team selection. Junior Shay Doron and freshman Marissa Coleman were both named to the second team. Coleman was the only freshman to be named All-ACC.
- Langhorne garners All-ACC honors for the second straight year. The nation's leading shooter (65.9 percent), she is tied for third in the ACC in scoring and second in rebounding. She also leads the conference with 13 double-doubles, picking up the 30th of her career in the conference finale vs. Clemson and posting 31 overall, the most of any active conference player. Langhorne is a two-time conference player of the week honoree. She scored a career-high 34 points in the overtime victory at Wake Forest and grabbed a season-high 19 boards against Florida State.
- Doron is the second player in school history to earn All-ACC nods three times. She is second on the team in scoring and 10th in the ACC. She also ranks seventh in the league in three-point shooting (41.1 percent), better than a 100-percent point improvement from last season (nearly 29 percent). Doron is also fourth in the ACC in free throw shooting (.830), seventh in assists (4.19) and 14th in three-point field goals made (1.59).
- Coleman is only the third freshman in school history to earn All-ACC nods, following in the footsteps of teammates Shay Doron and Crystal Langhorne. An all-around player, Coleman is ranked in seven different statistical categories in the ACC, leading the conference with 50.5 percent three-point shooting percentage. Ranked third on the team in scoring, she has recorded eight 20-point games, including a career-high 23 points in the upset of then-No. 1 North Carolina.

COLEMAN, TOLIVER RECEIVE ALL-ROOKIE NODS

- Marissa Coleman and Kristi Toliver were selected as two of the top five freshmen in the league, earning a spot on the ACC All-Freshman team.

- The 2006 ACC Rookie of the Year, Coleman was named ACC Rookie of the Year a league-best five times, which also ties a school record. Toliver earned the weekly nod twice, giving Maryland seven Rookie of the Week selections this season, also a school record.

- It marks the fourth-straight season the Terps have had at least one player on the all-freshman team and two player in two of the last three seasons.


TERPS LEAD THE NATION IN TWO CATEGORIES

- According to the NCAA's statistical rankings (as of March 12), Maryland has the best rebounding margin in the country at +11.7 rpg and boasts the best three-point shooting percentage at 41.1 percent, while ranking in the top five in five different categories overall.

- The Terps have led the nation in rebounding margin for most of the season, also posting the best rebounding margin since the first year of the program (+16.3). Their accuracy from behind the three-point line is a school record.

- Maryland is also second in the nation in scoring (83.6 ppg) and boasts a 48.1 percent shooting from the floor which ranks fourth. The Terps' 18.9 scoring margin is fifth.

- Maryland is also in the top 15 in the country in assists per game (10th - 17.4) and blocks per



Marissa Coleman
ACC Rookie of the Year
2nd Team All-ACC, 1st Team All-ACC Tourn.

game (11th - 5.5).

- Sophomore Crystal Langhorne and Laura Harper are also ranked nationally in two statistical categories. Langhorne's 65.9 shooting percentage is the tops in the country. Harper was averaging 2.2 blocks per game which was ranked 27th.
- Also according to Stats, Inc. (as of Mar. 12), freshman Marissa Coleman's 50.5 percent shooting from three is second-best in the nation. Coleman's percent three-point shooting is not ranked among the NCAA's stats because it does not meeting the minimum of 2.00 three-point field goals made per game.
- A full listing of the team's statistical rankings are listed in the box on the right.

RECORD-SETTING SEASON

- Aside from the individual records that have been broken and will be broken this season, the Terps have also reset a number of team benchmarks and are on track to break others.
- The Terps are one win shy of the school record of 29 set in 1988-89.
- Maryland's NCAA Tournament first-round game will be its school-record 33rd of the season.
- With its win over Clemson, Maryland captured its 14th home victory of the season, breaking the previous mark of 13 set in 1987-88, and ended the regular season with 15 home wins.
- The Terps also broke the school's free throw record against Clemson, making 581, to date, breaking the mark set in 1991-92. In its ACC Tournament quarterfinal win, Maryland topped its team record for three-point attempts.
- Maryland already broke the team's blocks record (155, set in 1979-80) and has 177 so far this season. Its 187 three-point field goals are the most ever made in school history, breaking the mark set two seasons ago (156 in 2003-04).
- The team's 90 percent road winning percentage is the best in school history. Maryland is also on pace to break the all-time three-point shooting record and free throw percentage mark.

SINGLE-SEASON TEAM RECORDS

	Record Entering '05-06	'05-06
Wins	29, '88-89	28
Winning %	.906 (29-3) '88-89	.875
Home Wins	13, '87-88	15
Road Winning %	.846 (11-2), '88-89	.900 (9-1)
Games Played	32, four times	32
Overtime Games	2, twice	4
Overtime Wins	1, 10 times	4
Points	2,780, '77-78	2,674
Margin of Victory	22.7, '75-76	18.9
3-PT FG	156, '03-04	187
3-PT FGA	424, '03-04	452
3-PT FG%	.403 (29-72), '88-89	.414
Free Throws	509, '91-92	581
FT Attempts	730, '91-92	782
FT%	.732 (435-594), '81-82	.743
Blocks	155 '79-80	177

Bold Italic indicates new school record

TWO TERPS REACH 1000


- Sophomore Crystal Langhorne and junior Shay Doron both scored their 1,000th career-point this season and both were the fastest in school history to get there.
- Langhorne reached the 1,000 point mark in her 60th-career contest against Clemson, needing the fewest number of games of any player in school history to get to that milestone. She broke Doron's record set earlier this season. Doron reached 1,000 points in her 64th-career game against Xavier, breaking the previous mark of 68 games set by Deanna Tate set in 1988.
- Doron became the 21st player in school history to get to 1,000. With her 26-point outing vs. Miami, she cracked the top 15 all-time and is 10th all-time with 1,418 points.
- Langhorne currently stands at 1,071 career-points and was the 22nd player in school history to score 1,000 points, the first sophomore in school history to reach the milestone. She also become only the 14th player in school history to score 1,000 points and collect 500 rebounds.

LANGHORNE JOINS 1000-500 CLUB

- Sophomore Crystal Langhorne is only the 14th player in school history to have 1,000 points and collect 500 rebounds, joining the 1000 point-500 rebound club when she tallied her 1,000 point against Clemson.
- With her first rebound at Virginia Tech, Langhorne became the 21st person in school history to grab 500 career boards. She now has 616 rebounds to her name, ranking 12th on Maryland's all-time career rebounds list.

500 BACK-TO-BACK

- Sophomore Crystal Langhorne has scored over 500 points for the second year in a row, making her only the second player in school history to do so and the first since 1989.
- The only other Terrapin to post back-to-back 500-point



Shay Doron
2nd Team All-ACC

ACC HONORS (CONT'D)

ALL-ACC TOURNAMENT

First Team

Ivory Latta (MVP)	North Carolina
Erlana Larkins	North Carolina
Camille Little	North Carolina
MARISSA COLEMAN	MARYLAND
CRYSTAL LANGHORNE	MARYLAND

Second Team

Monique Currie	Duke
Stephanie Higgs	Georgia Tech
Marquetta Dickens	NC State
JADE PERRY	MARYLAND
La'Tangela Atkinson	North Carolina

AEROPOSTALE PLAYER OF THE GAME

Presented to a player in each of the 11 ACC Tournament games. \$1,000 was donated to the "Friends for an Earlier Breast Cancer Test" on behalf of the ACC Women's Basketball Tournament.

GAME 8:

Maryland vs. Georgia Tech Crystal Langhorne

GAME 10:

Maryland vs. Duke Marissa Coleman

ACC TOP ATTENDANCES

Top Five Attendance Marks:

- 17,243 Feb. 13, 2005
Maryland vs. Duke (Comcast Center)
- 16,097 Jan. 8, 2006
Maryland vs. Duke (Comcast Center)
- 14,500 Feb. 12, 1992
Maryland vs. Virginia (Cole Field House)
- 13,446 Feb. 22, 2004
Maryland vs. Duke (Comcast Center)
- 11,520 Jan. 12, 1991
NC State vs. Virginia (Reynolds Coliseum)

TERPS ON THE TUBE

Maryland appears on TV at least seven times this season, including a nationally broadcast games against Gonzaga at the Paradise Jam and at Duke on Feb. 13. Games televised on the Regional Sports Network air on Comcast SportsNet, Fox Sports South and Sun Sports. The Terps' TV schedule is listed below.

Day	Date	Game	TV	Time
Thur.	Nov. 24	vs. Gonzaga	FCS	W, 88-50
Sun.	Jan. 8	Duke	RSN	L, 68-86
Mon.	Jan. 16	Florida State	RSN	W, 75-57
Fri.	Jan. 20	at Virginia	RSN W	84-74 OT
Mon.	Jan. 23	at Virginia Tech	RSN	W, 68-62
Mon.	Feb. 13	at Duke	ESPN2	L, 80-90
Sun.	Feb. 19	at NC State	RSN	W, 65-57
Fri.	Mar. 3	vs. Georgia Tech	RSN	W, 71-66
Sat.	Mar. 4	vs. Duke	FSN	W, 78-70
Sun.	Mar. 5	vs. N. Carolina	FSN	L, 80-91

RSN - Regional Sports Network (Comcast SportsNet, Fox Sports South, Sun Sports); ESPN2 - national.
FCS - Fox College Sports - national.

seasons is Vicky Bullett. An All-American, Bullett tallied 581 points as a junior in 1988 and then netted a school-record 686 points during her senior campaign in 1989.

20-POINT SCORERS

- There is no doubt Maryland has had balanced scoring all season, with over 75 percent of its games featuring at least four double-figure scorers. The Terps have also had six different players score at least 20 points in a game, the most of any team in the ACC.
- North Carolina, Virginia and NC State have had five different players score at least 20 points, while Duke, the highest scoring team in the nation, has only had two different players tally 20. Clemson only had one player score 20 points this season.

DORON AMONG ACC ALL-TIME TOP FT SHOOTERS

- Having broken the school record for career free throws, making the 393rd of her career, Shay Doron also ranks 15th in the ACC's career record books. Doron is one of two active players on the career list. Duke's Monique Currie is currently third with 507 makes from the charity stripe.

COLEMAN FEATURED IN ACC FRESHMAN RECORDS

- Maryland's Marissa Coleman has made her way into the ACC's all-time freshman record books. Her 10 double-figure rebounding games are tied for the fourth-most by an ACC freshman all-time, while her 25 double-figure scoring games are tied for fifth. Coleman has posted 47 blocks this season, which ranks in a tie for seventh among all-time conference rookies.
- Coleman is also on the verge of entering the top 10 in the freshman class records in points and three-point field goals made.

TERP WINS OVER NO. 1'S

- With their upset over No. 1 North Carolina, it was the fourth time in school history the Terps had taken down a No. 1 team.
- Maryland's first win over a No. 1 team was in 1977-78 when it topped Tennessee, 75-69, in the AIAW Regionals in Cleveland, Miss. Fourteen years later, Maryland traveled to Charlottesville, Va., and upset ACC foe Virginia, 67-65, on Jan. 15, 1992. The following season, the Terps took down the No. 1 Lady Vols, again, 77-72, on Dec. 30, 1992, in Cole Field House.
- The Terps' victories over No. 1 Tennessee and No. 1 Virginia both happened in the same calendar year.

TAKING ON NO. 1... ALL OF THEM

- Maryland has faced the No. 1 ranked team in the nation four times this season. The Terps are 1-3 against those teams who were No. 1 at the time of the meeting in either or both polls.
- The Terps faced their first No. 1 challenger at the Paradise Jam, when Tennessee, who was tabbed No. 1 in the coaches poll, battled Maryland for the Paradise Jam title. The Terps' second shot at No. 1 came two months later and they were more successful the next time. Maryland took down North Carolina, who was No. 1 in both polls, on Feb. 9, handing the Tar Heels their only loss of the season. After that win, Duke was bumped up to No. 1 in the Associated Press poll just days later... which turned out to be the Terps' next opponent. Maryland fell to the No. 1 Blue Devils, and did not get another chance to dethrone a No. 1 until the ACC Tournament Championship game. In a rematch of the Terps-Heels regular season game, UNC, tabbed No. 1 again, claimed the conference title over the Terps on March 5.
- Maryland is one of just two teams in the country to face the only three teams in the nation to be ranked No. 1 this season. Old Dominion is the only other team to have player the Tar Heels, Blue Devils and Lady Vols this season.

TERPS AGAINST RANKED OPPONENTS

- Maryland is 6-4 against teams ranked in the top 25 in the polls at the time of the meeting, the most wins over ranked teams since 1992-93. Seven of those 10 games came against teams ranked in the top 10.
- All four of Maryland's losses were to teams ranked No. 1 or No. 2 at the time of the meeting.

TERPS TAKE DOWN LAST UNDEFEATED TEAM AND NO. 1 UNC

- On Feb. 9, Maryland took down the last undefeated team in college basketball - men's and women's - upsetting No. 1 North Carolina, 98-95, in overtime in Carmichael Auditorium, ending UNC's 30-game home win streak.
- The Terps used a 16-5 run in the second half to get to 78-75 after trailing 70-56. In the final seconds and down just three points, sophomore Ashleigh Newman picked up a rebound and nailed a three-pointer from five feet behind the line, tying the contest and forcing an overtime. Heading into the game, Newman was just 1-for-13 from three-point range over her last three games. Freshman Marissa Coleman scored the first five points of the overtime, including an off-balanced three pointer, then stayed in front down the stretch. UNC's Ivory Latta had a chance to tie the game with just seconds left in the extra period and down 98-95. However, junior Shay Doron blocked the shot, which fell way short, and sealed the upset for the Terps.
- Five players reached double figures led by sophomore Crystal Langhorne's 25 points and eight rebounds. Coleman contributed 23 points and was one rebound shy of a double-double.
- The win over the No. 1/1 Tar Heels was the first time since Dec. 30, 1992-93 the Terps had knocked off a No. 1-ranked opponent. On that day, Maryland topped No. Tennessee, 77-72.

SENIORS HONORED

- Seniors Charmaine Carr and Angel Ross were both honored on Sunday during the annual Senior Day ceremony. Both played in their final regular-season contest in a Maryland uniform vs. Northern Colorado.
- Carr and Ross are the first four-year class under head coach Brenda Frese. The three arrived at Maryland during the 2002-03 campaign. Carr and Ross have been first-hand witnesses to the Terps' amazing turnaround. During their first season, Maryland won just 10 games, including just four ACC games. They'll end their careers as members of a top-three nationally ranked squad who will contend for an ACC and an NCAA title.

PLAY LIKE ITS OVERTIME

- Maryland has won four overtime games this season, all on the road. Each time, the Terps have stepped up in the extra five minutes to put its opponent away to go home with the win.

- In the overtime period, Maryland has shot 58.6 percent from the field and 50 percent from three-point range. It has also hauled down double the rebounds as its opponents and dished out three times the assists. The Terps have also made 15 more trips to the charity stripe in its four OT periods, knocking down 76 percent of their attempts.

- Maryland has only trailed once in the overtime against Boston College.

OVERTIME BREAKDOWN

TERPS											
	FG	3FG	FT	R	A	TO	B	St	Pts		
BC	3-7	1-2	3-4	6	1	0	2	0	10		
UVA	5-6	0-0	5-6	6	4	0	1	0	15		
WF	5-9	0-0	5-7	8	2	0	0	0	15		
UNC	4-7	1-2	6-8	4	2	0	0	1	15		
Totals	17-29	2-4	19-25	24	9	0	3	1	55		
	.586	.500	.760	6.0	2.3	0.0	0.8	0.3	13.8		

OPPONENTS											
	FG	3FG	FT	R	A	TO	B	St	Pts		
BC	2-7	2-5	1-2	3	1	0	1	0	7		
UVA	1-8	1-3	2-2	2	1	1	0	0	5		
WF	2-8	0-2	2-2	3	1	0	0	0	6		
UNC	4-7	2-5	2-4	4	0	2	0	0	12		
Totals	9-30	5-15	7-10	12	3	3	1	0	30		
	.300	.333	.700	3.0	0.8	0.8	0.3	0.0	7.5		

EXTRA TIME

- In the 35-year history of the Maryland women's basketball program, the Terps have played in just 22 overtime games, going 14-8 in those games, including four overtime victories this season at Boston College, at Virginia, at Wake Forest and North Carolina.
- It is the first time in the history of the program the team has played in four extra period games in one season. Prior to this season, the Terps had only ever won one overtime game in a season.

- Under head coach Brenda Frese, Maryland is 7-1 in overtime games in her four seasons at the helm.

20-WIN SEASONS

- Maryland posted its 20th win of the season against Miami on Feb. 1, the first time since 1991-92 and 1992-93 that it has had back-to-back 20-win seasons. The Terps victory over No. 1 North Carolina was their 22nd of the season, matching their win total from last season. Their 26 regular-season victories are the most in school history and its 28 overall wins are one short of tying the school record.
- It is the 12th time in the history of the program Maryland has notched 20-win campaigns and the second under head coach Brenda Frese.

LANGHORNE A MIDSEASON CANDIDATE FOR WOODEN AWARD

- Sophomore Crystal Langhorne was one of 20 midseason candidates for the John R. Wooden Award. Named to the preseason top 30 list, she is one of four sophomores on the list and one of three ACC players.
- Langhorne leads the 28-4 Terrapins with 16.3 points and 8.6 rebounds per game, ranking in the top five in the ACC in both those categories. She is shooting a nation's best .659 percent from the floor and also leads the ACC with 13 double-doubles on the season. A second team all-conference selection, she has helped the Terps post a 12-2 conference mark, the most ACC wins since 1992-93. Langhorne has been named ACC Player of the Week twice this season. Langhorne was also named 2005 ACC Rookie of the Year.

TOP TERPS

- Maryland leads the ACC in four statistical categories, leading the league in three-point shooting team (41.4 percent). Its 44.8 rebounds per game are the most, while their +11.7 rebounding margin is also tops. The Terps have limited its opponents to a conference-best 29.57 defensive boards per game.
- The Terps are also second in three other statistical categories: scoring (83.6 ppg), field goal percentage (.481) and blocks (5.53); while ranking no lower than third in the ACC in three more categories (scoring margin, +18.8; free throw percentage, 74.3; assists, 17.38; assist-to-turnover ratio, 0.95; offensive rebounding, 14.88).

STARTING YOUNG

- Maryland had already boasted one of the youngest lineups in the ACC, but in the ACC Tournament, head coach Brenda Frese went even younger.
- After missing a couple of practices because of a deep thigh bruise, junior Shay Doron was moved to the bench for the ACC Tournament, leaving the door open for an underclassmen to start. In all three games of the conference tournament, the Terps fielded three sophomores and two freshmen, leading the Terps to the ACC Title game.
- The Terps' underclassmen have made 128 starts are the most for any conference team. The next youngest lineup in the conference are Georgia Tech's 74 underclassmen starts.
- The Terps have started the most freshmen in the ACC with 40, followed by Florida State's 33. Maryland also leads the league with the most sophomores in the lineup with 88, followed by GT's 73.
- Head coach Brenda Frese has had three sophomores in the lineup in all but three games and at least one freshman in all but two games. Sophomore Crystal Langhorne is the only underclassman to start every game, while junior Shay Doron has made the most starts of all the upperclassmen, starting in all but four game.

DOUBLING UP

- Sophomore Crystal Langhorne put up big numbers last season in points and rebounding, ending the season as the only player in the ACC to average a double-double (17.2 ppg, 10.6 rpg). She continues to put up big numbers this season, nearly averaging a double-double with 16.3 ppg and 8.6 rpg.
- Last year, Langhorne led the ACC with 18 double-double and this season, she leads the conference again in that category with 13, notching 31 career double-doubles, the most of any current player in the ACC.

- Six different Terrapins have recorded double-doubles this year. Aside from Langhorne, freshman Marissa Coleman is second on the team with seven this season. Sophomore Laura Harper has posted four, while classmate Jade Perry has posted three. Junior Shay Doron and freshman Kristi Toliver have each had two.
- Toliver and Doron have posted double-doubles in the points and assists categories, while Coleman, Langhorne, Harper and Perry accomplished the feat with points and rebounds.

SPREADING THE WEALTH

- Heading into the 2005-06 season, head coach Brenda Frese knew she had many offensive weapons and it has been apparent in the box score every night.
- At least four Terrapins have reached double-digit scoring in all but seven games (78.1 percent of games), including three when six scored in double figures and eight times when five did so. Most recently, all five starters reached double figures in the upset win over No. 1 North Carolina.
- Five Terrapins are averaging in double figures, led by sophomore Crystal Langhorne's 16.3 points per game. The Terps' 83.6 ppg is the second-highest scoring average in the nation.

6 IN DOUBLE FIGURES (3)

11/18	at Siena
12/1	vs. Appalachian State
12/11	vs. Arizona

5 IN DOUBLE FIGURES (8)

11/25	vs. Michigan State
11/26	vs. Tennessee
12/29	vs. Central Conn. St.
12/30	vs. Furman
1/2	vs. Manhattan
1/16	vs. Florida State
2/5	vs. Virginia
2/9	at North Carolina

ALL FIVE STARTERS (5)

11/18	vs. Siena
12/1	vs. Appalachian State
12/11	vs. Arizona
2/5	vs. Virginia
2/9	at North Carolina


OF GAMES WITH FOUR IN DOUBLE DIGITS 25 of 32 games (78.2%)

BLOCK PARTY

- The return of sophomore Laura Harper to the lineup this season has also marked the return of the Terps' top shot blocker. In the nine games she played last year before suffering a season-ending injury, Harper had 15 blocks, second most on the squad by season's end. In her first nine games this season, she had 26 blocks and now has 65 overall in the 30 games she has played, the second-most single-season total in school history.
- So far this season, Maryland has logged 176 rejections, breaking the school record set in 1979-80. The Terps surpassed last year's season total against Manhattan. Freshman Marissa Coleman has notched 47, tied for the fifth-most single-season total in school history.
- Sophomore Jade Perry has also reached double-figure blocks, notching 15 rejections, as have sophomore Crystal Langhorne and junior Shay Doron who have each made 11 blocks. Senior Charmaine Carr has registered 10 blocks this season.
- Maryland is tied for 11th in the nation with 5.5 blocks per game, while Harper's 2.2 blocks per game are ranked among the top 30 in the NCAA.

THREE-POINT TURN-AROUND

- Maryland has made a dramatic turnaround from behind the three-point arc this season, boasting the best 3-point shooting percentage in the nation.
- The Terps boast a 41.4 three-point shooting percent, making nearly a 100-percentage point improvement from last season. Last year, they ranked sixth in the ACC from three-point land, shooting 32 percent.
- One of the reasons for the team's improvement in three-point shooting is the improvement of junior Shay Doron. Doron is shooting a



Kristi Toliver
ACC All-Freshman Team

career-best 41.1 percent from behind the arc, which ranks in the top 10 in the ACC. Last season, she shot nearly 29 percent.

- The addition of freshmen Marissa Coleman has also impacted the team's three-point shooting percentage. Coleman is the team's best sharp shooter and boasts the second-best three-point shooting percentage in the nation (according to Stats, Inc., minimum 1.5 3FGM/G) while leading the ACC, knocking down 50.5 percent of her three-point attempts.
- Freshman Kristi Toliver's also gives the Terps another big boost in three-point shooting. She is second in the ACC with a 49.1 percent shooting from three-point land in conference-only games and is shooting 41.3 percent overall, which ranks in the top 10 in the conference.
- Maryland eclipsed the number of three-point buckets made all of last season (101 in 32 games) just 17 games into the season and now have 187 makes overall (through 32 games). The Terps are averaging 5.8 threes per game, compared to last year's average of 3.2 three-pointers made.

CHARITY WORK

- Last season, Crystal Langhorne averaged 17.2 points per game, despite shooting just 56.7 percent from the free throw line in over 200 trips to the line (the only Terrapin in school history to attempt over 200 free throws). Over the summer and during her stint with the U19 USA Basketball team, she was able to turn that around and has been a dependable shooter from the charity stripe.
- So far this season, Langhorne is shooting 69.8 percent (132-for-189) from the free throw line. She has been better than 75 percent 18 times this season, most recently going a perfect 6-for-6 in the ACC Tournament title game vs. North Carolina.
- Langhorne struggled from the free throw line from Dec. 13-Jan. 8, shooting just 60 percent. But over a six-game stretch from 1/16-2/1, she shot 77.1 percent, going 37-for-48 from the line. Against Georgia Tech on Jan. 26, she knocked down a career-high 11 free throws in 14 trips to the line.

IT'S ALL ACADEMIC

- Junior Shay Doron was voted to the ESPN The Magazine/CoSIDA Academic All-America team, earning a spot on the second team. A two-time all-district team honoree, she has earned a spot on the Dean's List the last four semesters, while also being named to the Academic All-ACC squad twice. Doron is a criminal justice and criminology major, boasting a 3.708 grade point average.
- Doron became the first Terrapin in school history to be named to the All-ACC squad three times. She is second on the team in scoring, while leading the team in assists. She has made a dramatic improvement in three-point shooting, shooting 42.7 percent, compared to nearly 29 percent shooting from a year ago.

DORON, LANGHORNE EARN ACADEMIC HONORS

- Maryland's Shay Doron and Crystal Langhorne have been voted to the ESPN The Magazine/CoSIDA Academic All-District 2 team. The two selections are the most for any ACC team.
- Doron, who was named to the first team, was a second team selection last year. A criminology and criminal justice major, she carries a 3.708 grade point average. She is a two-time member of the Academic All-ACC team and has been named to the Dean's List four-consecutive semesters.
- Langhorne has not decided on a major, but boasts a 3.295 GPA. She was recently named a midseason candidate for the John R. Wooden Award.

WILEY-GATEWOOD TRANSFERS TO MARYLAND

- 2004 Parade National Player of the Year Sa'de Wiley-Gatewood has joined the sixth-ranked Terrapins this spring. Due to NCAA transfer rules, she will be eligible to play in December of 2006 and has one and a half years of eligibility remaining.
- Wiley-Gatewood is the first-ever high school girls player of the year to play for Maryland. She spent the last year and a half at the University of Tennessee where she earned the starting point guard position this season, while helping the Lady Vols attain a No. 1 national ranking.
- A native of Pomona, Calif., Wiley-Gatewood was one of the most heralded high school players in 2004. A McDonald's and WBCA All-American, she won the McDonald's All-American three-point shooting contest. A four year starter at Lynwood High School, she helped her team to a 119-7 record, including a

33-0 mark as a sophomore en route to being named the USA Today's National Champions.

FABULOUS FRESHMEN

- With Kristi Toliver's selection as ACC Rookie of the Week on Jan. 20, two different Terrapins have earned the conference weekly honor for the third-straight year.
- In 2003-04, Kalika France was selected Rookie of the Week three times, one more than classmate Shay Doron. Last season, Crystal Langhorne was selected Rookie of the Week a school-record five times. Prior to being sidelined for most of the season, Laura Harper also earned the weekly honor once. This season, Toliver's classmate, Marissa Coleman, leads the league with four conference rookie of the week selections.

ROAD WARRIORS

- Maryland has posted nine road wins this season, the most since winning 13 during the 1991-92 campaign. Of those wins, six came against ACC teams, tying the most ACC road triumphs since that same season, also the last time the Terps had a winning road record in ACC play prior to this year.
- Winning on the road in the ACC is a tough task. Prior to this season, Maryland had won no more than four ACC road games in the last 13 years.
- Maryland posted a .500 record in league road games in 200-01 and went winless in 2001-02, going 0-8.
- The win over the Tar Heels on Feb. 9 also guaranteed Maryland its first winning road record in conference in 14 years.
- This season, Maryland posted the best road winning percentage in school history, winning 90 percent of its games.

ROAD TESTED

Year	Overall	Away	Away (ACC)
2005-06	24-3	9-1	6-1
2004-05	22-10	6-4	3-4
2003-04	18-13	3-8	2-6
2002-03	10-18	3-9	2-6
2001-02	13-17	0-9	0-8
2000-01	17-12	7-6	4-4
1999-00	16-15	5-6	3-5
1998-99	6-21	1-10	1-7
1997-98	15-13	3-8	2-6
1996-97	18-10	5-6	3-4
1995-96	13-14	4-5	3-5
1994-95	11-18	3-8	1-7
1993-94	15-13	8-8	3-5
1992-93	22-8	6-5	3-5
1991-92	25-6	13-3	6-2

LANGHORNE TIES SCHOOL RECORD

- In the first game of the Terrapin Classic against Central Connecticut State, sophomore Crystal Langhorne was perfect from the floor, going 9-for-9 en route to 22 points and tying a single-game school record (minimum eight attempts).
- Four other players in school history have shot 1.000 percent from the floor in a game (minimum eight attempts). Chequita Wood set the benchmark, going 10-for-10 against Georgia Tech in 1986. Langhorne became the first player since 1981 to hit on all her attempts with the minimum eight attempts.
- Langhorne was also perfect from the field earlier in the season, going 6-for-6 against Appalachian State, and at Duke on Feb. 13, going 7-for-7.

TERPS DRAW BIG ATTENDANCE

- For the third-consecutive year, the Terps drew one of the top three record crowds in ACC history. On Sunday, Jan. 8, 16,097 fans came to Comcast Center to support the Terps against Duke. It is the second-largest crowd in conference history.
- Last year, Maryland set the all-time attendance mark in their game against Duke on Feb. 13, 2005, drawing 17,243 fans, breaking the all-time mark of 14,500 set on Feb. 12, 1992, when the Terps hosted Virginia in Cole Field House.
- Two years ago, 13,446 fans came to Comcast Center to watch the Terps take on Duke, once again, on Feb. 22, 2004. At that time, it was the second-largest crowd in ACC history and is now ranked fourth all-time.
- Top five ACC attendance marks are listed on the right-hand column of page 5.

DOMINANT DECEMBER

- For the second-straight season, Maryland posted an undefeated record in the month of December, going 8-0.

- The Terps have had seven years where they went undefeated during the month of December. Last year, when Maryland went 6-0, it was the first time since 1996-97 the team had not lost any games during the last month of the calendar year.
- Maryland is 140-50 all-time during the month of December.

MOVING UP

- Seven different Terrapins have made their way into the career record books. Among the seven are junior Shay Doron and sophomore Crystal Langhorne, who both scored their 1,000th career point this season. Doron is among Maryland's top 10 scorers all-time, while Langhorne is just out of the top 20.
- Langhorne has positioned herself to become one of the best rebounders in school history. She is only the 12th player in school history to grab over 600 rebounds.
- Doron and Langhorne are featured among the Terps' top 15 in a few other career categories, as are Laura Harper, Ashleigh Newman, Kaliika France, Marissa Coleman and Kristi Toliver.
- A full list of updated Terrapin records are listed on page 17.

WE LOVE THE 90'S

- The Terps topped the 90-point plateau in back-to-back games twice this season. Maryland opened the 2005-06 campaign with a 107-66 victory at Siena then followed up with a 93-68 win over Xavier, marking the first time it had scored 90 or more points in back-to-back games since Nov. 28 and 29, 2003, when it defeated Sacred Heart (90-46) and UMES (97-65) in the Terrapin Classic.
- Maryland captured the Terrapin Classic crown, overwhelming its opponents with a 94-57 victory over Central Connecticut State in the opening round and a 92-58 win over Furman in the championship game.
- Maryland has scored at least 90 points in seven games this season, the most since 1992-93 when the Terps had seven 90-point games, as well. The school record for most 90-point games in a season is 18 set during the 1977-78 campaign.

REACHING THE CENTURY MARK

- With all its offensive weapons, the Terps have reached the 100-point plateau three times this season, the first time Maryland has had three 100-point games in a season since 1991-92. With back-to-back 100-point games vs. Appalachian State and Mount St. Mary's, it is the first time since 1991-92 that Maryland has posted at least 100 points in consecutive games. Never in the history of the program has it had three-straight 100-point performances.
- The Terps opened the season with a 107-66 victory at Siena, the first 100-point game since the 2002-03 campaign and the most since November of 1991. In its first game back home since the opening weekend, Maryland scored the third-most points in a game in school history, dropping 118 against Appalachian State (118-59), three points from tying the school record, then followed up with a 102-53 win over Mount St. Mary's.
- The Terps have reached the 100-point plateau 42 times in the history of the program. They scored a school-record 121 points in a win over Drexel in 1992. In 1977-78, Maryland had six 100-point games, a school record which still stands today.
- The 118 points vs. the Appalachian State Mountaineers is also a Comcast Center record, breaking the previous mark set on Nov. 29, 2002 vs. Rider when the Terps won, 104-66, on the first day of the Terrapin Classic.

DORON MVP OF TERRAPIN CLASSIC

- Averaging 26.0 ppg and 5.5 apg over two games in the Terrapin Classic, junior Shay Doron was named Terrapin Classic Most Valuable Player while leading the team to the tournament title. Doron shot 70.8 percent from the floor (17-24) and was an incredible 72.7 percent from three-point range. She was also perfect from the charity stripe in 10 trips. It is the first time she has earned the honor.
- Sophomore Crystal Langhorne and freshman Marissa Coleman were also named to the all-tournament squad. It was their second all-tournament recognition of the season, as they earned spots on the Paradise Jam All-

Tournament team.

HAPPY ANNIVERSARY

- Sophomore Laura Harper celebrated the one-year anniversary of her surgery to repair a torn Achilles' tendon she suffered last winter on Dec. 29. On that night, Harper came off the bench to score 10 points on 5-for-8 shooting vs. Central Connecticut State in the Terrapin Classic. She also had three rebounds and three blocks that evening.

LANGHORNE EARNS PRESTIGIOUS HONOR

- Maryland sophomore Crystal Langhorne was recently selected USA Basketball's 2005 Female Athlete of the Year for her role in leading the USA U19 World Championship team to a dominating 8-0 record and the gold medal at the 2005 FIBA U19 World Championship in Tunis, Tunisia.
- Langhorne joins impressive company of previous honorees, including Cheryl Miller, Teresa Edwards, Lisa Leslie, Dawn Staley, Chamique Holdscaw and Seimone Augustus. Langhorne is eligible for the 2005 U.S. Olympic Committee (USOC) Female Athlete of the Year award which will be announced at a later date.
- Langhorne led the USA U19 squad in scoring. She averaged 16.8 ppg and added 6.4 rpg at the U19 Worlds en route to Most Valuable Player honors. She finished fifth in scoring among all competitors in the 12-nation tournament, second in field goal percentage (.775), fourth in free throw percentage (.793) and tied for 15th in rebounds. She scored in double figures in all eight games and had one double-double. Langhorne was also named a team tri-captain.

USA U19 SQUAD SELECTED TEAM OF THE YEAR

- The 2005 USA Women's U19 World Championship team, which dominated the 2005 FIBA U19 World Championship this summer, was selected as the 2005 USA Basketball Team of the Year by the USA Basketball Executive Committee. Terrapins Crystal Langhorne and Marissa Coleman were both members of that team and helped the U.S. to a gold medal and a perfect 8-0 record.
- The U19 squad also captured a gold medal at the International Sports Invitational earlier in the summer, prior to its run at the U19 Worlds in Tunis, Tunisia. The USA dominated its opponents, winning by an average margin of 46.3 points per game.
- The USA U19 team is eligible for the 2005 U.S. Olympic Committee Team of the Year award.

LANGHORNE, COLEMAN SWEEP ACC WEEKLY HONORS TWICE

- Terrapins Crystal Langhorne and Marissa Coleman were selected as the ACC's Player and Rookie of the Week in the same week on Nov. 28 and Jan. 30.

NOVEMBER 28

- The reigning ACC Rookie of the Year, Langhorne averaged a double-double in three games at the Paradise Jam last week, scoring 14.0 points per game to go along with 10.7 rebounds per game. She shot 66.7 percent from the floor, converting on 14-of-21 field goal attempts, while also going 14-of-19 from the free throw line (.737). She recorded double-doubles vs. Michigan State and Tennessee, and nearly had a third against Gonzaga, missing the mark by a rebound. It was the second-straight week a Terrapin had earned the weekly honor.
- Coleman continued to impress in her freshman campaign, as she came off the bench to average a team-best 16.7 points per game. She shot 59.4 percent from the field (50.4 percent) and 4-for-8 from three-point range and averaged 5.0 rpg. She had a game-high 21 points vs. Gonzaga and followed up with 13 against Michigan State, 11 coming in the second half, bolstering the Terps' comeback. She also had 16 points and pulled down four boards, while going 8-for-9 from the free throw line vs. the Lady Vols.

JANUARY 30

- As sophomore, Langhorne averaged 26.0 points and 13.3 rebounds per game over three games last week, including tallying a career-high 34 points and grabbing 14 rebounds in the overtime win at Wake Forest, recording her league-leading 10th double-double of the season.

- Coleman, who shared the honor with UNC's Christina DeWill, also had a big week, averaging 12.7 points and 10.0 rebounds per game. She pulled down a career-high 11 rebounds in the win at Virginia Tech and posted her fifth double-double of the season, netting 18 points to go with 10 boards in the win against Georgia Tech. Her 8-for-8 outing at the free throw line was also a career best. It was a league-best fourth time Coleman had earned the honor.

COLEMAN'S FIVE ROOKIE OF THE WEEK NODS TIES SCHOOL RECORD

- Freshman Marissa Coleman continues to bring attention to herself with her outstanding play on the court. She has been named ACC Rookie of the Week five times already this season, tying sophomore Crystal Langhorne's record and the most of any freshman in the conference.
- Coleman averaged nearly a double-double in three games last week, scoring 12.7 ppg and grabbing 9.3 rpg, setting a couple of personal bests along the way. Against No. 1 Duke, she scored a career-high 20 points going 8-for-11 from the floor. She followed up grabbing a career-high 15 rebounds in the rout of No. 18/20 Boston College. At NC State, Coleman recorded her sixth double-double of the season tallying 10 points and 10 rebounds.
- Coleman was selected Co-Rookie of the Week on Jan. 30, helping the Terps to a 3-0 week. She averaged 12.7 points and 10.0 rebounds per game, pulling down a career-high 11 rebounds in the win at Virginia Tech and posting her fifth double-double of the season, netting 18 points to go with 10 boards in the win against Georgia Tech. Her 8-for-8 outing at the free throw line was also a career best.
- Coleman was named Rookie of the Week on Jan. 2 after leading the Terps to three victories over the holidays, including winning the Terrapin Classic. Over the three games, she averaged 17.0 ppg, 8.7 rpg, 5.0 apg, 2.3 spg and 2.0 bpg. She was 21-for-34 from the floor (61.8 percent), including 8-for-12 from behind the arc (66.7 percent). She also posted double-doubles at George Mason (20 pts., 10 reb.) and against Furman (16 pts., 10 reb.) during that stretch.
- Freshman Marissa Coleman was named ACC Rookie of the Week for the second time this season, after averaging 21 points per game in the Terps' victories over Monmouth and Arizona. She netted a career-high 22 points vs. the Hawks narrowly missing a double-double, hauling down nine rebounds and blocked a career-best four shots. In the win over the Wildcats, she netted 20 points, including knocking down four treys. She again flirted with a double-double, racking up a personal-best nine assists. On the week, Coleman shot 76.2 percent from the floor and an incredible 85.7 percent from three-point land. She also averaged 7.5 rpg and 6.0 apg.
- She earned her first Rookie of the Week nod after she came off the bench to average a team-best 16.7 points per game at the Paradise Jam. She had a game-high 21 points vs. Gonzaga and followed up with 13 against Michigan State, 11 coming in the second half, bolstering the Terps' comeback. She also had 16 points and pulled down four boards, while going 8-for-9 from the free throw line vs. the Lady Vols.

TOLIVER SELECTED ROOKIE OF THE WEEK TWICE

- Kristi Toliver was voted the ACC's Rookie of the Week by the media this week for the second time. A Maryland freshman has earned the honor seven times this season.
- Earning Co-ACC Rookie of the Week nods on Feb. 6, Toliver helped the Terps clinch a winning ACC record for the first time since 1997. She averaged 12.5 points and 6.5 assists per game in a pair of Terrapin wins. Making her first start since Dec. 4, Toliver was 4-for-8 from the floor and scored nine points in the Terps' 88-77 win over Miami. Against Virginia on Sunday, Toliver narrowly missed a double-double, scoring 16 points to go along with nine assists in Maryland's 85-71 victory. A guard, Toliver was 6-for-11 from the field (54.5 percent) and 2-for-4 from 3-point range as Maryland picked up its first season sweep of Virginia since the 1989 campaign.
- Toliver earned the honor for the first time on Jan. 20, after averaging 14.0 points, 5.0 rebounds and 5.5 assists per game. She is the second Terp this season to garner the award, as Maryland's freshmen have earned the award four times this year to lead the conference.
- Toliver scored a team-high 16 points and grabbed a career-high six rebounds to help the Terps to a 75-57 victory over Florida State. She was flawless from three-point range, going 4-for-4. Playing in a Terrapin uniform for the first time in her home state, she posted her second double-double, netting 12 points to go with 10 assists in the 84-74 overtime victory at Virginia.

DORON TABBED ACC PLAYER OF THE WEEK

- National Player of the Year candidate Shay Doron was selected this year's first ACC Player of the Week honoree. Doron tallied 23 points in each of Maryland's two victories to open the season. She also became the fastest player in school history to score 1000 career-points and the 21st overall. Doron averaged 23.0 points, 5.5 assists and 5.5 rebounds over the two games, and shot 58.7 percent from the field (17-29) and was 5-for-9 from behind the arc (55.6 percent).
- Doron earns the award for the second time in her career, also garnering the honor last season.

HOME SWEET HOME

- Maryland broke the school for home victories in a season, picking up its 14th victory on its court against Clemson. Since moving to Comcast Center, the Terps have posted a 46-15 (75.4) record at home, going 40-7 since 2003-04 for an 85.1 winning percentage.
- Maryland is 30-5 all-time in home openers, winning the last seven in a row, including the win over Xavier on Nov. 20.

HISTORICALLY SPEAKING

- The Associated Press published its 500th women's basketball poll when it released the 2005-06 preseason ranking. This season also marks the 30th year of the poll. Maryland and Baylor are the only two teams in this year's preseason poll to have appeared in the very first AP poll published in 1976.
- The Terps have appeared in the AP poll 247 times in 20 years, overall. Maryland was ranked for nine-consecutive years from 1976-77 until 1984-85. It also received a No. 1 rating for four weeks in a row in 1992.

HARPER TAKES TO THE COURT

- For the first time in almost 11 months, sophomore Laura Harper suited up for the Terrapins in an official game at Siena on Nov. 18. Harper ruptured her Achilles' tendon in late December of 2004 and sat out the majority of the season after starting the first nine games. With the help of surgery and almost a full year of rehabilitation, Harper is 100 percent and has been contributing to her team's efforts on the court.
- Harper had 11 points, six rebounds and two blocks in her first night back at Siena. She equaled the number of games she played last year at George Mason. So far this season, through 30 games, she is averaging 11.0 points, 6.9 rebounds, and is second in the ACC with 2.2 blocks and ranks eighth in rebounding, in the conference. Harper sat out two games after the Paradise Jam because of soreness, but was back on the floor at Monmouth.

TERPS PICKED PRESEASON THIRD IN THE ACC

- For the second-consecutive year, Maryland was voted to finish third in the ACC, which was voted on by the media and the league coaches. The Terps garnered 394 points to place third in the poll. Maryland ended the 2004-05 campaign sixth in the ACC standings, but advanced to the conference tournament semifinals for the second-straight year.
- Junior Shay Doron and sophomore Crystal Langhorne were named to the preseason All-ACC team. Last season, Doron was named first team all-conference, while Langhorne was named to the second team and was also voted the ACC's Rookie of the Year, earning 64 of 74 votes.

DORON, LANGHORNE PRESEASON PLAYER OF THE YEAR CANDIDATES

- After recording stellar seasons, junior Shay Doron and sophomore Crystal Langhorne were each named preseason candidates for the Women's John R. Wooden Award and the State Farm/WBCA Wade Trophy. Both awards are presented to the nation's top women's basketball player at the conclusion of the season.
- Both Doron and Langhorne are coming off one of the best individual seasons in school history. Doron led the team in scoring for the second-straight year, averaging 17.6 points per game, tying for the seventh-best scoring average in school history. Her 562 points overall is the fifth most by a Terrapin. At season's end, she was named Kodak/WBCA Honorable Mention All-American.
- Langhorne was the only player in the ACC to average a double-double. Her 17.2 ppg is tied for the 10th-best single-season average at Maryland. She also

scored 549 points, a freshman class record and sixth-most by a Terrapin. Her 10.6 rebounds per game not only led the conference, but was the third-best average in school history and ranked 11th in the nation. She was also 13th in the nation with a .592 shooting percentage. Langhorne was selected the ACC's Rookie of the Year by a landslide and was also second team all-conference.

LEGENDARY COACH HONORED

- Before Sunday's win against Virginia, legendary Maryland coach Chris Weller was honored for being the winningest coach in program history. Weller was at the Maryland helm for 27 years before retiring in 2002, one of a handful of college coaches, men's or women's, to coach 25 seasons at the same institution. The third winningest coach in ACC history, she amassed a 499-286 record during her tenure and led the Terps to a No. 1 national ranking during the 1992 season. Under her direction, Maryland won a conference-record eight ACC Tournament titles, including winning the first ever tournament crown in 1978.
- During her tenure, Maryland reached three Final Fours, advanced to eight Elite Eights and nine Sweet Sixteens. In 1992, she was named Naismith National Coach of the year and BWAA Coach of the Year. Weller coached four All-Americans, one ACC Player of the Year, three ACC Rookies of the Year and 19 All-ACC honorees, including nine first team honorees.
- Weller is a 1966 graduate of Maryland, earning four varsity letters in basketball, swimming and lacrosse. She completed her Master's in College Park in 1973 and served as an assistant coach under Dottie McKnight for two seasons before being named head coach in 1975.

TERPS RAISE FUNDS FOR HOOPS FOR HOPE

- The Maryland women's basketball team raised nearly \$4,000 for Hoops for Hope, which takes place on Feb. 19 when the Terps travel to NC State. Head coach Brenda Frese will present Wolfpack head coach Kay Yow with a check for \$3,806.16 to benefit the Susan G. Komen Breast Cancer Foundation of the triangle area.
- Every member of the team, including the coaching staff, participated in soliciting Maryland fans entering the Feb. 2 men's basketball game vs. North Carolina for donations. Hoops for Hope is a basketball game centered around hope for early detection, hope for increased survival and hope for a cure.
- NC State head coach Kay Yow, the sister of Maryland Athletics Director Deborah A. Yow, is a survivor of breast cancer herself.

TERRAPIN FOOTBALL GREAT & NFL STAR MAKES DONATION TO PROGRAM

- Former Maryland football standout and current member of the NFL's Oakland Raiders LaMont Jordan served as Honorary Coach of the Terps in Sunday's win over Virginia. for his contributions to the women's basketball program. Jordan made a generous \$25,000 donation to the program and presented Director of Athletics Deborah A. Yow and Senior Associate Athletic Director Larry Leckonby, who oversees the day-to-day operations of the women's basketball team, with a check at halftime.
- An All-American running back for the Terps from 1997-2000, Jordan has been a supporter of the women's basketball program for many years and can often be seen on the sidelines at games when he is not in season with the Raiders.

WHO'S BACK

- Maryland returns nine starters from last year's 22-10 team, including four starters. Among the returnees are national player of the year candidates Shay Doron and Crystal Langhorne. Doron was an Kodak/WBCA Honorable Mention All-American last season and was also named first team All-ACC. Langhorne is the reigning ACC Rookie of the Year and also earned a spot on the second team all-conference squad.
- Junior Kalika France is among the starters returning. A two-year starter, she has started all but one game since arriving on campus. Sophomore Laura Harper will be making her return from an Achilles' tendon injury which forced her to miss the majority of the 2004-05 campaign. Classmate Jade Perry took over the starting duties after Harper went down with injury. Also back and ready to take the team to new heights are sophomore Ashleigh Newman, junior Aurelie Noirez and seniors Charmaine Carr and Angel Ross. Ross is still working her way back from an off-season injury.

FRESE WELCOMES NO. 4 RECRUITING CLASS

- Head coach Brenda Frese recruited her third-consecutive top 10 recruiting class and the second straight ranked in the top five. This year's incoming class was ranked fourth in the nation. Freshmen Marissa Coleman and Kristi Toliver are expected to make immediate impacts, with Toliver stepping in to take over the point guard duties. Both have earned a number of honors, including McDonald's, WBCA and Parade All-American nods, and each were selected their home state's Gatorade Player of the Year.

ALSO JOINING THE TERPS

- Also joining the 2005-06 Maryland Terrapin squad is sophomore transfer Christie Marrone. A native of Brooklyn, N.Y., Marrone averaged 4.3 points and 1.5 assists per game, while shooting .359 from three-point land while at Virginia Tech. She helped the Hokies earn an NCAA Tournament bid, drawing their first-round site at Comcast Center.
- Marrone will redshirt the 2005-06 season due to NCAA transfer rules. She is allowed to practice with the team, but will not dress for games.

FRESE SIGNS TWO FOR '06-'07

- Maryland head coach Brenda Frese announced the signing of two high school standouts for the 2006-07 season. Demauria Liles and Emery Wallace have signed National Letters of Intent to play for the Terrapins.
- Liles is a 6-foot-1 forward from Riverdale Baptist High School in Upper Marlboro, Md. She helped Riverdale Baptist to a No. 3 national ranking by the USA Today, averaging 17 points, 14 rebounds, three blocks and four assists per game as a junior. She was an Honorable Mention Street & Smith's All-American and participated in the 2005 USA Basketball Youth Development Festival.
- Wallace is a 6-foot-2 forward from Roanoke, Va. At Hidden Valley, she has scored 1,256 points over her career, averaging 19.3 ppg to go with 7.0 rpg as a junior. She was named 2005 River Ridge District Player of the Year and was also a Region III first team, second team all-state and a first team All-Timesland selection twice.

UP NEXT

- The winners of the first and second rounds advance to the Sweet Sixteen in Albuquerque, N.M. The action begins on Saturday, March 25.



#2-SEED MARYLAND 28-4, 12-2 ACC



Ranking (AP/ESPN): 3/3

Head Coach: Brenda Frese (4th year, 78-45 at Maryland; 6th year, 135-75 overall)

NCAA Tournament Appearances: 14 (2 Final Fours, 4 Elite Eights, 5 Sweet 16's)

Last NCAA Appearance: 2005, 1-1 (L, 65-75, Ohio State)

All-time NCAA Tournament Record: 14-14 (2-2 under Frese)

Best NCAA Tournament Finish: Final Four (1982, 1989)

PLAYERS TO WATCH

	GP/GS	FG	3FG	FT	RPG	A-TO-B-S	PPG
Crystal Langhorne (SO, F/C)	32/32	.659	.000	.698	8.6	64-82-1122	16.3
* Wooden Award Finalist, Kodak/WBCA All-American Finalist, First Team All-ACC Tournament, First Team All-ACC (unanimous)							
Marissa Coleman (FR, G/F)	31/22	.524	.505	.826	7.7	95-100-47-41	14.6
* ACC Rookie of the Year, Second team All-ACC, First team All-ACC Tournament, All-Freshman team (unanimous)							
Shay Doron (JR, G)	32/29	.407	.411	.830	3.6	134-101-11-55	14.1
* Second team All-ACC, only the second player in school history to earn All-ACC honors three times.							

Series vs. Sacred Heart: Maryland leads, 1-0

Last Meeting: W, 90-49, 11/28/03

In the second game of the first day of the Terrapin Classic, freshman Shay Doron led four double-figure scorers with 22 points as the Maryland defense limited Sacred Heart to just 14 percent shooting in the second half. The Terps took control in the second half, opening the period on a 23-3 run to take a commanding 67-38 lead and put the game away. Senior Delvona Oliver added 18 points off the bench.

Series vs. St. John's: First Meeting

Last Meeting: N/A

Maryland has never played St. John's but has historically had success against teams currently in the Big East, going 44-15 all-time against 10 squads. Maryland's 18 victories against Rutgers are the most against a team from that conference. The Terps have also dropped 10 games to the Scarlet Knights. Their only losing record against a Big East foe is against Villanova. Maryland dropped the only meeting between the teams in 1981. Battling local foe Georgetown eight times overall, Maryland has won every meeting against the Hoyas, the second-most victories against a Big East opponent.

Series vs. California: Maryland leads, 1-0

Last Meeting: W, 54-51, 12/29/84

In the only meeting between the teams in 1984, Maryland squeaked out a 54-51 victory over California on a neutral court. The Terps are 9-6 all-time against Pac-10 teams, including this season's win over Arizona in December, 92-67.

#15-SEED SACRED HEART 26-4, 16-2 BIG EAST



Ranking (AP/ESPN): NR

Head Coach: Ed Swanson (16th year, 256-191 overall and at Sacred Heart)

NCAA Tournament Appearances: First

Last NCAA Appearance: N/A

All-time NCAA Tournament Record: N/A

Best NCAA Tournament Finish: N/A

PLAYERS TO WATCH

	GP/GS	FG	3FG	FT	RPG	A-TO-B-S	PPG
Amanda Pape (JR, G)	30/30	.439	.167	.761	7.4	99-89-13-99	18.0
* NEC Player of the Year, 1st team All-NEC, leads NEC in scoring							
Jasmine Walker (JR, F)	30/30	.536	.000	.632	9.3	31-59-28-42	12.4
* Third in the NEC in rebounding							
Nicolle Rubino (SR, G)	30/30	.423	.344	.754	3.3	82-68-5-62	12.1
* NEC Player of the Week on Dec. 19, 2005							

About SHU: The Pioneers won their first-ever Northeast Conference title, sweeping the regular season and tournament crowns. Sacred Heart set team records for victories (26) and conference wins (16). Amanda Pape, the conference's leading scorer, is the first-ever Pioneer to win NEC Player of the Year honors. Head coach Ed Swanson has led SHU to the NEC Tournament every year since joining the NEC in 1999-00, finishing no lower than third. Sacred Heart has three players averaging double figures. Jasmine Walker and Nicolle Rubino are contributing 12.4 and 12.1 points per game, respectively. Walker is the NEC's third-leading rebounder, grabbing 9.3 rebounds per game. Coach Swanson has had a steady lineup on the floor, with four players starting all 30 of the team's games, while the fifth has made 28 starts.

Northeast Conference in the NCAA

Tournament: The Pioneers are the only Northeast Conference team in the NCAA Tournament, capturing the league's automatic bid when they won the conference crown with a 69-65 victory over Quinnipiac.

Terps vs. the Northeast Conference:

The Terps have never lost to a Northeast Conference team, posting an all-time record of 12-0.

SHU vs. the Field of 64: The Pioneers are 0-1 against teams in this year's NCAA Tournament. Sacred Heart traveled to Ohio State, the top seed in the Albuquerque Regional, in December and fell, 84-40.

2005-06 Results

11/18	at Providence	W, 65-49
11/22	at Hofstra	L, 83-50
11/27	at Syracuse	W, 84-57
12/1	Yale	W, 74-51
12/7	St. Francis (N.Y.)*	W, 69-51
12/10	at St. Francis (Pa.)*	W, 89-52
12/17	at Iona	W, 79-78
12/20	at Ohio State	L, 84-40
12/29	at Rider	W, 83-49
1/2	Saint Peter's	W, 82-54
1/4	Central Conn. State*	W, 65-40
1/7	Wagner*	W, 85-48
1/9	Columbia	W, 96-65
1/14	at Wagner*	W, 67-56
1/16	at Mount St. Mary's*	W, 91-64
1/21	St. Francis (Pa.)*	W, 64-51
1/23	Robert Morris*	W, 78-59
1/25	at Fairleigh Dickinson*	W, 76-55
1/30	at Long Island*	L, 68-63
2/4	at Quinnipiac*	L, 68-46
2/6	Long Island*	W, 59-43
2/11	at St. Francis (N.Y.)*	W, 63-62
2/13	Mount St. Mary's*	W, 83-68
2/18	at Central CT State*	W, 65-47
2/20	Fairleigh Dickinson*	W, 84-44
2/25	Quinnipiac*	W, 87-64
2/28	at Monmouth*	W, 64-63
3/4	vs. Fairleigh Dickinson ¹	W, 83-55
3/7	vs. Long Island ¹	W, 64-50
3/11	vs. Quinnipiac ¹	W, 69-65

* Northeast Conference game

¹ Northeast Conference Tournament

#7-SEED ST. JOHN'S
21-7, 11-5 BIG EAST



Ranking (AP/ESPN): RV/RV

Head Coach: Kim Barnes Arico (3rd year, 59-55 at St. John's; 9th year, 153-127 overall)

NCAA Tournament Appearances: Fourth

Last NCAA Appearance: 1988, 1-1 (L, 83-70, Virginia)

All-time NCAA Tournament Record: 1-3

Best NCAA Tournament Finish: Second Round (1988)

PLAYERS TO WATCH

	GP/GS	FG	3FG	FT	RPG	A-TO-B-S	PPG
Kia Wright (JR, G)	28/26	.412	.318	.872	4.4	121-84-6-70	14.1
* First team All-Big East Conference, top 15 in the Big East in scoring							
Angela Clark (JR, F)	28/27	.550	.000	.707	8.5	11-57-29-30	14.0
* First team All-Big East Conference, top 15 in the Big East in scoring							
Tara Walker (SR, G)	28/28	.376	.408	.733	3.9	46-52-5-33	9.2

About St. John's: In her third season at St. John's, Kim Barnes Arico was selected the Big East's Coach of the Year after leading the Red Storm to an 11-5 conference record and a fourth-place finish in the standings. She has guided St. John's to back-to-back 20-win seasons for the first time since 1984. The Red Storm are led in scoring by Kia Wright and Angela Clark, who average 14.1 and 14.0 points per game, respectively, which rank among the top 15 in the Big East. They were both named first team all-conference. SJU is 1-1 against teams from the ACC, defeating Wake Forest, 69-38, in Evanston, Ill., but fell to Duke, 105-57, in December in San Diego, Calif. They have played four games against teams ranked in the top 25, going 1-3 in those games.

Big East in the NCAA Tournament: The Big East was awarded seven NCAA Tournament bids, tying the ACC for the most bids. The highest-seeded Big East squad is Connecticut, a No. 2 seed in the Bridgeport Regional. The Huskies will also be playing their first and second round games in the Bryce Jordan Center at Penn State.

Terps vs. the Big East: Maryland is 44-15 against current members of the Big East. The Terps have faced Rutgers 28 times all-time, winning 18 of those meetings, the most against any BE team. The Terps have won every meeting against local foe Georgetown, winning eight times, the second-most victories against a Big East team.

SJU vs. the Field of 64: St. John's is 5-3 against NCAA Tournament teams. Four of those wins came against Big East teams. Its only non-conference win against an eventual tournament squad came against Army its the second game of the season.

2005-06 Results

11/18	Boston University	W, 64-53
11/20	at Army	W, 74-55
11/23	at Monmouth	W, 72-49
11/27	Niagara	W, 67-43
11/30	Fairleigh Dickinson	W, 84-65
12/2	vs. Wake Forest ¹	W, 70-38
12/3	at Northwestern ¹	W, 95-53
12/6	at Marquette*	L, 60-57
12/11	at Hofstra	W, 71-65
12/17	Stony Brook	W, 79-60
12/28	vs. Duke ²	L, 105-57
12/30	vs. Montana State ²	W, 87-71
1/4	Notre Dame*	W, 66-63
1/7	at Georgetown*	W, 74-54
1/11	Pittsburgh*	W, 72-55
1/14	at Connecticut*	L, 70-53
1/18	at Cincinnati*	W, 88-80
1/21	Villanova*	W, 65-55
1/25	at Providence*	W, 72-50
1/29	West Virginia*	W, 74-69
2/1	at Rutgers*	L, 61-51
2/5	South Florida*	W, 78-71
2/8	Marquette*	L, 74-59
2/15	Louisville*	W, 79-63
2/18	at DePaul*	L, 70-67
2/25	at Syracuse*	W, 72-53
2/28	Seton Hall*	W, 85-54
3/5	vs. West Virginia ³	L, 49-55
* Big East game		
¹ Roger and Mildred White Invitational		
² Surf 'N Slam Holiday Classic		
³ Big East Conference Tournament		

#10-SEED CALIFORNIA
18-11, 10-8 PAC-10



Ranking (AP/ESPN): NR

Head Coach: Joanne Boyle (1st year, 18-11 at California; 4th year, 85-40 overall)

NCAA Tournament Appearances: Fourth

Last NCAA Appearance: 1993, 1-1 (L, 62-47, Vanderbilt)

All-time NCAA Tournament Record: 1-3

Best NCAA Tournament Finish: Second Round (1993)

PLAYERS TO WATCH

	GP/GS	FG	3FG	FT	RPG	A-TO-B-S	PPG
Devane Hampton (FR, C)	27/23	.453	.235	.525	8.1	58-104-21-34	15.4
* All-Pac-10, Pac-10's top scoring and rebounding rookie, Pac-10 All-Freshman							
Alexis Gray-Lawson (FR, G)	29/29	.424	.392	.622	3.9	79-115-2-41	14.5
* Pac-10 Freshman of the Year							
Ashley Walker (FR, F/C)	29/29	.495	.250	.392	7.7	41-80-49-43	13.0
* Pac-10 All-Freshman Team							

About CAL: The Golden Bears join the Big Dance for the first time since 1993 and the fourth overall, and are one of six Pac-10 teams to earn a berth. Cal has three players averaging at least 13.0 points per game, but the team averaged just 64.7 ppg. However, it is limiting opponents to just 59.8 ppg. Their opponents are shooting just 37.5 percent. Cal is lead by three freshmen, with Devane Hampton pacing the offense with 15.4 ppg. She is also the team's leader with 8.1 rebounds per game. The Pac-10 Freshman of the Year, Alexis Gray-Lawson, is second on the team with 14.5 ppg. Ashley Walker, who is chipping in 13.0 ppg, was named to the conference's all-freshman squad.

Pac-10 Conference in the NCAA Tournament: Six teams from the Pac-10 earned NCAA Tournament bids, tied for the third most of any conference. Its highest-seeded team is Stanford who garnered the No. 3 seed in the San Antonio Regional. Arizona State is also in the Albuquerque Regional, earning a No. 5 seed.

Terps vs. the Pac-10: Maryland is 9-6 all-time against teams from the Pac-10, including its win over Arizona on Dec. 11, 92-67.

CAL vs. the Field of 64: California is 5-8 against NCAA Tournament teams. Baylor and New Mexico were the only two non-conference NCAA Tournament opponents it faced this season, falling to both teams.

2005-06 Results

11/9	Eastern Washington ¹	W, 64-45
11/13	at New Mexico ¹	L, 46-55
11/18	Radford	W, 73-50
11/22	UC-Davis	W, 67-58
11/24	vs. Marshall ²	W, 62-53
11/26	vs. Baylor ²	L, 58-75
12/3	Columbia ³	W, 71-36
12/4	UNLV ³	W, 58-50
12/8	at San Jose State	W, 78-57
12/10	South Carolina State	W, 94-48
12/20	at Washington*	L, 55-62
12/22	at Washington State*	W, 53-47
12/30	UCLA*	W, 65-58
1/1	USC*	W, 73-68
1/5	at Oregon*	L, 41-70
1/7	at Oregon State*	W, 71-50
1/14	at Stanford*	L, 75-87
1/19	Arizona State*	W, 66-64
1/22	Arizona*	L, 76-80
1/27	at USC*	W, 72-67
1/29	at UCLA*	L OT, 87-90
2/2	Oregon State*	L, 55-63
2/4	Oregon*	W, 49-39
2/11	Stanford*	L, 46-55
2/16	at Arizona*	W, 73-56
2/18	at Arizona State	L, 43-62
2/23	Washington State*	W, 61-51
2/25	Washington*	W, 81-58
3/4	vs. UCLA ⁴	L, 63-80
* Pac-10 Conference game		
1 Preseason WNIT		
2 Caribbean Classic		
3 Contra Costa Times Classic		
4 Pac-10 Tournament		

MARYLAND IN THE NCAA TOURNAMENT

Date	Location	Round	UM seed	Seed/Opponent	Result
March 14, 1982	College Park, Md.	First Round	#2	#7 Stanford	W, 82-48
March 19, 1982	Stanford, Calif.	Sweet Sixteen		#6 Missouri	W, 80-68
March 21, 1982	Stanford, Calif.	Elite Eight		#4 Drake	W, 89-78
March 26, 1982	Norfolk, Va.	Final Four		#2 Cheyney	L, 66-76
		Opening Round	#3	Bye	
March 19, 1983	College Park, Md.	First Round		#6 Central Michigan	W, 94-71
March 24, 1983	State College, Pa.	Sweet Sixteen		#2 Old Dominion	L, 57-74
March 17, 1984	Cheyney, Pa.	First Round	#6	#3 Cheyney State	L, 64-92
		First Round	#6	Bye	
March 16, 1986	Columbus, Ohio	Second Round		#3 Ohio State	L, 71-87
		First Round	#2	Bye	
March 19, 1988	College Park, Md.	Second Round		#7 St. Joseph's	W, 78-67
March 24, 1988	Athens, Ga.	Sweet Sixteen		#3 Ohio State	W, 81-66
March 26, 1988	Athens, Ga.	Elite Eight		#1 Auburn	L, 74-103
		First Round	#1	Bye	
March 18, 1989	College Park, Md.	Second Round		#9 Bowling Green	W, 78-65
March 23, 1989	Austin, Texas	Sweet Sixteen		#4 Stephen F. Austin	W, 89-54
March 25, 1989	Austin, Texas	Elite Eight		#2 Texas	W, 79-71
March 31, 1989	Tacoma, Wash.	Final Four		#1 Tennessee	L, 80-94
March 14, 1990	College Park, Md.	First Round	#6	#11 Appalachian State	W, 100-71
March 17, 1990	Providence, R.I.	Second Round		#3 Providence	L, 75-77
March 13, 1991	Worcester, Mass.	First Round	#6	#11 Holy Cross	L, 74-81
		First Round	#2	Bye	
March 21, 1992	College Park, Md.	Second Round		#10 Toledo	W, 73-60
March 26, 1992	West Lafayette, Ind.	Sweet Sixteen		#3 Purdue	W, 64-58
March 28, 1992	West Lafayette, Ind.	Elite Eight		#4 Western Kentucky	L, 70-75
		First Round	#2	Bye	
March 20, 1993	College Park, Md.	Second Round		SW Missouri State	L, 71-86
March 14, 1997	Norfolk, Va.	First Round	#9	#8 Purdue	L, 48-74
March 17, 2001	Storrs, Conn.	First Round	#8	#9 Colorado State	L, 69-83
March 21, 2004	Baton Rouge, La.	First Round	#12	#5 Miami (Fla.)	W, 86-85
March 23, 2004	Baton Rouge, La.	Second Round		#4 LSU	L, 61-76
March 20, 2005	College Park, Md.	First Round	#7	#10 UW-Green Bay	W, 65-55
March 22, 2005	College Park, Md.	Second Round		#2 Ohio State	L, 65-75

MARYLAND IN THE AIAW TOURNAMENT

Date	Location	Round	Opponent	Result
March 17, 1978	Cleveland, Miss.	Sweet Sixteen	Tennessee	W, 75-69
March 18, 1978	Cleveland, Miss.	Quarterfinal	Southern Connecticut	W, 93-53
March 23, 1978	Los Angeles, Calif.	Final Four	Wayland Baptist	W, 90-65
March 25, 1978	Los Angeles, Calif.	Final	UCLA	L, 89-78
March 16, 1979	Cookeville, Tenn.	Sweet Sixteen	Valdosta State	W, 73-66
March 17, 1979	Cookeville, Tenn.	Quarterfinal	Old Dominion	L, 51-69
March 15, 1980	Catonsville, Texas	Sweet Sixteen	Texas	W, 68-63
March 18, 1980	Knoxville, Tenn.	Quarterfinals	Tennessee	L, 76-93
March 21, 1981	Knoxville, Tenn.	Sweet Sixteen	Kentucky	W, 83-82
March 24, 1981	Knoxville, Tenn.	Quarterfinal	Tennessee	L, 67-79

MARYLAND IN THE NIT TOURNAMENT

Date	Location	Round	Opponent	Result
March 16, 2000	College Park, Md.	First Round	Georgetown	W, 63-46
March 18, 2000	Blacksburg, Va.	Second Round	Virginia Tech	W, 68-60 OT
March 21, 2000	Gainesville, Fla.	Quarterfinal	Florida	L, 57-77

MARYLAND'S POSTSEASON RECORD

Overall Postseason Record: 22-19 NCAA Tournament Record: 14-14 (14 appearances)
 WNIT Record: 2-1 (1 appearance) AIAW Tournament Record: 6-4 (4 appearances)

Maryland vs. NCAA Opponents

Team	Rec.	1st Mtg	Last Mtg
Appalachian State	1-0	1990	1990
Auburn	0-1	1988	1988
Bowling Green	1-0	1989	1989
Drake	1-0	1982	1982
Central Michigan	1-0	1983	1983
Cheyney State	0-2	1982	1984
Colorado State	0-1	2001	2001
Holy Cross	0-1	1991	1991
LSU	0-1	2004	2004
Miami (Fla.)	1-0	2004	2004
Missouri	1-0	1982	1982
Old Dominion	0-1	1983	1983
Ohio State	1-2	1986	2005
Providence	0-1	1990	1990
Toledo	1-0	1992	1992
Purdue	1-1	1992	1997
Stanford	1-0	1982	1982
St. Joseph's	1-0	1988	1988
Stephen F. Austin	1-0	1989	1989
SW Missouri State	0-1	1993	1993
Tennessee	0-1	1989	1989
Texas	1-0	1989	1989
Western Kentucky	0-1	1992	1992
UW.-Green Bay	1-0	2005	2005

CAREER RECORDS

Scoring

1.	1,928	Vicky Bullett (1986-89)
2.	1,679	Christy Winters (1985-90)
3.	1,630	Marcia Richardson (1979-84)
4.	1,601	Jessie Hicks (1990-93)
5.	1,541	Deanna Tate (1986-89)
6.	1,512	Deedee Warley (1999-2002)
7.	1,450	Marché Strickland (1999-2002)
8.	1,425	Kris Kirchner (1978-80)
9.	1,423	Myra Waters (1979-82)
10.	1,418	Shay Doron (2004-present)
11.	1,396	Jasmina Perazic (1980-83)
12.	1,372	Chequita Wood (1983-86)
13.	1,350	Tara Heiss (1975-78)
14.	1,349	Stephanie Cross (1995-98)
15.	1,291	Lisa Brown (1985-88)
16.	1,284	Belinda Pearman (1981-84)
17.	1,218	Bonnie Rinkus (1991-94)
18.	1,189	Debbie Lytle (1980-83)
19.	1,163	Renneika Razor (2000-03)
20.	1,113	Jane Zivalich (1976-79)
21.	1,071	Crystal Langhorne (2005-pres.)
22.	1,052	Carala Holmes (1988-91)

Scoring Average (min. 2 years)

1.	16.9	Vicky Bullett (1986-89)
2.	16.7	Crystal Langhorne (2005-pres.)
3.	16.5	Deanna Tate (1986-89)
4.	16.0	Kris Kirchner (1978-80)
5.	15.1	Shay Doron (2004-present)
6.	14.3	Jessie Hicks (1990-93)
7.	14.2	Tara Heiss (1975-78)
8.	13.8	Malissa Boles (1992-93)
9.	13.7	Christy Winters (1987-90)
10.	13.6	Marcia Richardson (1981-84)
11.	13.1	Deedee Warley (1999-2002)
12.	12.9	Myra Waters (1979-82)
13.	12.5	Betsy Bailey (1978-79)
14.	12.4	Jasmina Perazic (1980-83)
15.	12.4	Marché Strickland (1999-2002)
16.	12.3	Edna Campbell (1987-88)
17.	12.3	Stephanie Cross (1995-98)

Rebounds

1.	968	Vicky Bullett (1986-89)
2.	936	Kris Kirchner (1978-80)
3.	782	Myra Waters (1979-82)
4.	723	Christy Winters (1987-90)
5.	716	Stephanie Cross (1995-98)
6.	703	Jessie Hicks (1990-93)
7.	703	Chequita Wood (1983-86)
8.	690	Deedee Warley (1999-2002)
9.	681	Subrena Rivers (1986-90)
10.	672	Bonnie Rinkus (1991-94)
11.	668	Debbie Lytle (1980-83)
12.	616	Crystal Langhorne (2005-pres.)
13.	585	Renneika Razor (2000-03)
14.	583	Debbie Stewart (1977-79)
15.	575	Lydia McAliley (1979-82)

Rebound Average (min. 2 years)

1.	10.5	Kris Kirchner (1978-80)
2.	9.6	Crystal Langhorne (2005-pres.)
3.	9.0	Angela Scott (1975-77)
4.	8.5	Vicky Bullett (1986-89)
5.	7.9	Debbie Jones (1977-78)
6.	7.1	Debbie Stewart (1977-79)
7.	7.1	Myra Waters (1979-82)
8.	6.5	Stephanie Cross (1995-98)
9.	6.3	Jessie Hicks (1990-93)
10.	6.2	Chequita Wood (1983-86)
11.	6.1	Bonnie Rinkus (1991-94)
12.	6.0	Debbie Lytle (1980-83)
13.	6.0	Deedee Warley (1999-2002)
14.	5.9	Christy Winters (1987-90)
15.	5.9	Sonia Chase (1995-98)

Field Goals Attempted

1.	1,449	Vicky Bullett (1986-89)
2.	1,408	Marché Strickland (1999-2002)
3.	1,318	Marcia Richardson (1981-84)
4.	1,310	Christy Winters (1987-90)
5.	1,248	Stephanie Cross (1995-98)
6.	1,183	Tara Heiss (1975-78)
7.	1,164	Deedee Warley (1999-2002)
8.	1,159	Kris Kirchner (1978-80)
9.	1,154	Deanna Tate (1986-89)
10.	1,143	Jasmina Perazic (1980-83)
11.	1,138	Sonia Chase (1995-98)
12.	1,125	Shay Doron (2004-pres.)
13.	1,124	Lisa Brown (1985-88)
14.	1,119	Chequita Wood (1983-86)
15.	1,104	Jessie Hicks (1990-93)

Free Throws Made

1.	393	Shay Doron (2004-present)
2.	386	Deedee Warley (1999-2002)
3.	303	Jessie Hicks (1990-93)
4.	296	Vicky Bullett (1986-89)
5.	287	Kris Kirchner (1978-80)
6.	287	Deanna Tate (1986-89)
7.	278	Renneika Razor (2000-03)
8.	273	Christy Winters (1987-90)
9.	261	Myra Waters (1979-82)
10.	256	Sonia Chase (1995-98)
11.	251	Crystal Langhorne (2005-pres.)
12.	247	Debbie Lytle (1980-83)
13.	244	Marcia Richardson (1981-84)
14.	241	Jane Zivalich (1976-79)
15.	233	Stephanie Cross (1995-98)

Free Throw Attempts

1.	543	Deedee Warley (1999-2002)
2.	500	Renneika Razor (2000-03)
3.	500	Jessie Hicks (1990-93)
4.	493	Shay Doron (2004-pres.)
5.	418	Kris Kirchner (1978-80)
6.	408	Vicky Bullett (1986-89)
7.	402	Christy Winters (1987-90)
8.	400	Sonia Chase (1995-98)
9.	399	Crystal Langhorne (2005-pres.)
10.	379	Deanna Tate (1986-89)
11.	363	Debbie Lytle (1980-83)
12.	361	Stephanie Cross (1995-98)
13.	355	Myra Waters (1979-82)
14.	332	Jane Zivalich (1976-79)
15.	323	Dafne Lee (1989-92)

Free Throw Pct. (min. 200 attempts)

1.	.804	Marché Strickland (1999-02)
2.	.797 (393-493)	Shay Doron (2004-present)
3.	.771	(165-214) Lisa Brown (1985-88)
4.	.770	(244-317) Marcia Richardson (1981-84)
5.	.757	(287-379) Deanna Tate (1986-89)
6.	.752	(155-206) Jasmina Perazic (1980-83)
7.	.749	(209-279) Michele Andrew (1992-94)
8.	.736	(178-242) Malissa Boles (1992-93)
9.	.735	(261-355) Myra Waters (1979-82)
10.	.726	(241-332) Jane Zivalich (1976-79)
11.	.725	(296-408) Vicky Bullett (1986-89)
12.	.711	(386-543) Deedee Warley (1999-pres.)
13.	.707	(208-294) Tara Heiss (1975-78)
14.	.707	(171-242) Tiffany Brown (1997-00)
15.	.706	(228-323) Dafne Lee (1989-92)

Assists

1.	583	Debbie Lytle (1980-83)
2.	504	Tara Heiss (1975-78)
3.	500	Deanna Tate (1986-89)
4.	439	Carla Holmes (1988-91)
5.	416	Anesia Smith (2002-05)
6.	406	Subrena Rivers (1986-90)
7.	402	Marcia Richardson (1981-84)
8.	383	Lisa Brown (1985-88)
9.	381	Tiffany Brown (1997-00)
10.	371	Sonia Chase (1995-98)
11.	364	Vicki Brick (2000, 02-04)
12.	354	Terri Daniels (2000-03)
13.	342	Jasmina Perazic (1980-83)
14.	311	Kelley Gibson (1995-99)
15.	303	Shay Doron (2004-pres.)

Blocked Shots

1.	186	Kris Kirchner (1978-80)
2.	170	Vicky Bullett (1986-89)
3.	137	Jessie Hicks (1990-93)
4.	97	Krystal Kimrey (1977-80)
5.	91	Christy Winters (1987-90)
6.	86	Chequita Wood (1983-86)
7.	80	Laura Harper (2005-present)
8.	74	Debbie Lytle (1980-83)
9.	71	Crystal Washington (2001-04)
10.	71	Rosita Melbourne (1999-2002)
11.	66	Myra Waters (1979-82)
12.	65	Carolyn Dehn-Duhr (1985-87)
13.	62	Bonnie Rinkus (1991-94)
14.	55	Deedee Warley (1999-2002)
15.	47	Marissa Coleman (2006-pres.)
16.	47	Monica Adams (1991-94)

3-Pt. Field Goals Made

1.	172	Tiffany Brown (1997-00)
2.	167	Marché Strickland (1999-2002)
3.	117	Shay Doron (2004-present)
4.	101	Terri Daniels (2000-03)
5.	80	Chrissy Fisher (2003-04)
6.	75	Carla Holmes (1989-91)
7.	74	Ashleigh Newman (2005-present)
8.	67	Kelley Gibson (1995-99)
9.	50	Marissa Coleman (2006-present)
10.	45	Kristi Toliver (2006-present)
11.	44	Kalika France (2004-present)
12.	39	Lillian Purvis (1995-97)
13.	32	Limor Mizrahi (1992)
14.	28	Aluma Goren (1991)

3-Point Field Goal Att.

1.	575	Tiffany Brown (1997-00)
2.	482	Marché Strickland (1999-2002)
3.	340	Shay Doron (2004-present)
4.	287	Terri Daniels (2000-03)
5.	245	Kelley Gibson (1995-99)
6.	222	Chrissy Fisher (2003-04)
7.	212	Ashleigh Newman (2005-present)
8.	199	Carla Holmes (1988-91)
9.	140	Kalika France (2004-present)
10.	130	Lillian Purvis (1994-97)
11.	109	Kristi Toliver (2006-pres.)
12.	99	Marissa Coleman (2006-pres.)
13.	84	Monica Bennett (1990-93)
14.	82	Aluma Goren (1991)
15.	81	Bonnie Rinkus (1991-94)

3-Point Field Goal Pct.

(min. 50 attempts)		
1.	.505 (50-99)	Marissa Coleman (2006-pres.)
2.	.500	(38-76) Alli Spence (2004)
3.	.416	(32-77) Limor Mizrahi (1992)
4.	.413 (45-109)	Kristi Toliver (2006-present)
5.	.396	(21-53) Terri Bradley (1990)
6.	.394	(26-66) Kim Bretz (1996-97)
7.	.377	(75-199) Carla Holmes (1989-91)
8.	.360	(80-222) Chrissy Fisher (2003-pres.)
9.	.353	(24-68) Lisa Brown (1985-89)
10.	.352	(101-287) Terri Daniels (2000-03)
11.	.349 (74-212)	Ashleigh Newman (2005-pres.)
12.	.347	(167-482) Marché Strickland (1999-02)
13.	.344 (117-340)	Shay Doron (2004-present)
14.	.341	(28-82) Aluma Goren (1991-91)

Bold Italic indicates where averages rank if the season ended today.

SEASON RECORDS

Scoring

1.	686	Vicky Bullett (1988-89)
2.	633	Deanna Tate (1988-89)
3.	627	Kris Kirchner (1979-80)
4.	581	Vicky Bullett (1987-88)
5.	562	Shay Doron (2004-05)
6.	549	Crystal Langhorne (2004-05)
7.	533	Christy Winters (1989-90)
8.	529	Jessie Hicks (1992-93)
9.	527	Lisa Brown (1987-88)
10.	522	Crystal Langhorne (2005-06)
11.	510	Bonnie Rimkus (1993-94)
12.	505	Marcia Richardson (1983-84)
13.	503	Jasmina Perazic (1982-83)
14.	491	Chequita Wood (1983-84)
15.	484	Deanna Tate (1985-86)

Rebounds

1.	362	Kris Kirchner (1979-80)
2.	340	Crystal Langhorne (2004-05)
3.	316	Kris Kirchner (1977-78)
4.	303	Vicky Bullett (1987-88)
5.	287	Vicky Bullett (1988-89)
6.	282	Bonnie Rimkus (1993-94)
7.	276	Crystal Langhorne (2005-06)
8.	258	Kris Kirchner (1978-79)
9.	251	Myra Waters (1979-80)
10.	243	Vicky Bullett (1986-87)
11.	239	Myra Waters (1980-81)
12.	238	Marissa Coleman (2005-06)
13.	228	Debbie Jones (1977-78)
	228	Jessie Hicks (1991-92)
15.	225	Jessie Hicks (1992-93)

Field Goals Made

1.	289	Vicky Bullett (1988-89)
2.	268	Deanna Tate (1988-89)
3.	246	Kris Kirchner (1979-80)
4.	243	Vicky Bullett (1987-88)
5.	226	Jasmina Perazic (1982-83)
6.	224	Marcia Richardson (1983-84)
7.	218	Lisa Brown (1987-88)
8.	216	Christy Winters (1989-90)
9.	215	Chequita Wood (1983-84)
	215	Crystal Langhorne (2004-05)
11.	207	Bonnie Rimkus (1993-94)
12.	205	Jessie Hicks (1992-93)
13.	197	Marcia Richardson (1982-83)
	197	Vicky Bullett (1986-87)
15.	195	Crystal Langhorne (2005-06)

Free Throws Made

1.	145	Shay Doron (2004-05)
2.	136	Shay Doron (2003-04)
3.	135	Kris Kirchner (1979-80)
4.	132	Crystal Langhorne (2005-06)
5.	119	Jessie Hicks (1992-93)
	119	Crystal Langhorne (2004-05)
7.	115	Deedee Warley (1999-00)
8.	112	Shay Doron (2005-06)
9.	108	Vicky Bullett (1988-89)
10.	107	Deedee Warley (2000-01)
11.	103	Deedee Warley (2001-02)
12.	101	Myra Water (1981-82)
	101	Christy Winters (1989-90)
14.	100	Deanna Tate (1985-86)
15.	97	Renneika Razor (2002-03)
	97	Malissa Boles (1992-93)

Blocked Shots

1.	80	Kris Kirchner (1978-79)
2.	65	Laura Harper (2005-06)
	59	Kris Kirchner (1979-80)
4.	54	Vicky Bullett (1986-87)
5.	47	Marissa Coleman (2005-06)
	47	Kris Kirchner (1977-78)
	47	Jessie Hicks (1992-93)
	47	Jessie Hicks (1991-92)
9.	46	Vicky Bullett (1988-89)
10.	41	Vicky Bullett (1987-88)
	40	Crystal Washington (2003-04)
12.	34	Carolyn Dehn-Duhr (1984-85)
	33	Christy Winters (1986-87)
14.	31	Krystal Kimrey (1976-77)
	31	Carolyn Dehn-Duhr (1985-86)

3-Pt. Field Goals Made

1.	69	Tiffany Brown (1999-00)
2.	59	Marché Strickland (1999-00)
3.	52	Marché Strickland (2001-02)
4.	51	Shay Doron (2005-06)
5.	50	Marissa Coleman (2005-06)
6.	48	Tiffany Brown (1996-97)
7.	47	Marché Strickland (2000-01)
8.	45	Kristi Toliver (2005-06)
9.	42	Terri Daniels (2002-03)
	42	Chrissy Fisher (2002-03)
11.	41	Ashleigh Newman (2005-06)
12.	39	Shay Doron (2004-05)
13.	38	Chrissy Fisher (2003-04)
	38	Alli Spence (2003-04)
15.	36	Tiffany Brown (1997-98)

3-Point Field Goal Att.

1.	230	Tiffany Brown (1999-00)
2.	150	Marché Strickland (2001-02)
3.	148	Marché Strickland (2000-01)
4.	146	Marché Strickland (1999-00)
5.	137	Terri Daniels (2002-03)
6.	136	Shay Doron (2004-05)
7.	134	Tiffany Brown (1996-97)
	134	Tiffany Brown (1997-98)
9.	124	Shay Doron (2005-06)
10.	118	Ashleigh Newman (2005-06)
11.	112	Chrissy Fisher (2003-04)
12.	110	Chrissy Fisher (2002-03)
13.	109	Kristi Toliver (2005-06)
14.	94	Ashleigh Newman (2004-05)
	90	Kelley Gibson (1998-99)

3-Point Field Goal Pct. (min. 50 att.)

.505 (50-99)	Marissa Coleman (2005-06)
1. .500 (38-76)	Alli Spence (2003-04)
2. .481 (25-52)	Terri Daniels (2000-01)
3. .424 (25-59)	Carla Holmes (1988-89)
.413 (45-109)	Kristi Toliver (2005-06)
4. .416 (32-77)	Limor Mizrahi (1991-92)
.411 (51-124)	Shay Doron (2005-06)
5. .404 (59-146)	Marché Strickland (1999-00)
6. .396 (21-53)	Terri Bradley (1989-90)
7. .382 (42-110)	Chrissy Fisher (2002-03)
8. .375 (12-32)	Lillian Purvis (1994-95)
9. .367 (22-60)	Carla Holmes (1987-88)
10. .359 (28-78)	Terri Daniels (2001-02)
11. .358 (48-134)	Tiffany Brown (1996-97)
.358 (24-67)	Kalika France (2004-05)
13. .355 (27-76)	Carla Holmes (1989-90)
14. .353 (24-68)	Lisa Brown (1987-88)
.353 (18-51)	Kim Bretz (1996-97)

ACC RECORDS

CAREER FREE THROWS

	Player, Team	Years	FTM	FTA
1.	Alana Beard, Duke	2001-04	582	752
2.	Chris Moreland, Duke	1985-88	576	868
3.	Dawn Staley, Virginia	1989-92	505	623
4.	Monique Currie, Duke	2002-04	507	651
5.	Charlotte Smith, North Carolina	1992-95	481	738
6.	Katie Meier, Duke	1986-90	447	624
7.	Tammi Reiss, Virginia	1989-92	437	552
8.	Joyce Pierce, Georgia Tech	1991-93	430	537
9.	Tonya Sampson, North Carolina	1991-94	421	590
10.	Tracy Reid, North Carolina	1995-98	419	688
11.	Barbara Kennedy, Clemson	1979-82	415	614
12.	Nicole Levesque, Wake Forest	1991-94	410	494
13.	Linda Page, NC State	1982-85	407	477
14.	Angie Armstrong, NC State	1980-83	394	590
15.	Shay Doron, Maryland	2004-06	393	493
16.	Tracy Connor, Wake Forest	1993-97	387	599
17.	Deedee Warley, Maryland	1999-2002	386	543
18.	Nikki Teasley, North Carolina	1998-2000, 02	384	493
19.	Chanel Wright, North Carolina	1996-99	378	540
20.	Trudi Lacey, NC State	1978-81	369	514
21.	Chasity Melvin, NC State	1994-98	366	639
22.	LeeAnn Woodhull, Georgia Tech	1980-83	360	550
23.	Kisha Ford, Georgia Tech	1993-97	359	522
24.	Tresa Brown, North Carolina	1981-84	351	489
25.	Donna Holt, Virginia	1984-88	347	429
	Jennifer Howard, NC State	1994-97	347	411

ACC FRESHMAN CLASS SINGLE-SEASON RECORDS BLOCKS

1.	Dawn Royster, North Carolina	1983-84	84
2.	Brooke Wyckoff, Florida State	1997-98	80
3.	Sarah Sullivan, Duke	1982-83	68
	Peggy Caple, Clemson	1981-82	68
	DeMya Walker, Virginia	1995-96	68
6.	Joannah Kauffman, Ga Tech	1994-95	49
7.	Marissa Coleman, Maryland	2005-06	47
	Kris Kirchner, Maryland	1977-78	47
9.	Chante Black, Duke	2004-05	46
	LaToya Pringle, North Carolina	2004-05	45

DOUBLE FIGURE SCORING GAMES

1.	Crystal Langhorne, Maryland	2004-05	29
	Erlana Larkins, North Carolina	2004-05	29
3.	Monique Currie, Duke	2001-02	26
	Alana Beard, Duke	2000-01	26
5.	Marissa Coleman, Maryland	2005-06	25
	Camille Little, North Carolina	2003-04	25
	Katie Meier, Duke	1985-86	25
	Charlotte Smith, North Carolina	1991-92	25
9.	Chris Moreland, Duke	1984-85	23
10.	Wanisha Smith, Duke	2004-05	22

DOUBLE FIGURE REBOUNDING GAMES

1.	Crystal Langhorne, Maryland	2004-05	19
2.	La'Tangela Atkinson, North Carolina	2002-03	12
3.	Chante Black, Duke	2004-05	11
4.	Marissa Coleman, Maryland	2005-06	10
	Charlotte Smith, North Carolina	1991-92	10
6.	Monique Currie, Duke	2001-02	9

TERP CLASS RECORDS

FRESHMAN CLASS

POINTS

1.	549	Crystal Langhorne (2005)
2.	484	Deanna Tate (1986)
3.	466	Edna Campbell (1987)
4.	452	Marissa Coleman (2006)
5.	405	Shay Doron (2004)
	405	Kris Kirchner (1978)
7.	369	Betsy Bailey (1978)
8.	363	Kalika France (2004)
	363	Deedee Warley (1999)
10.	354	Beth Hunt (1987)

SCORING AVERAGE

1.	17.2	Crystal Langhorne (2005)
2.	16.7	Deanna Tate (1986)
3.	16.1	Edna Campbell (1987)
	16.1	Beth Hunt (1987)
	14.6	Marissa Coleman (2006)
5.	13.5	Shay Doron (2004)
	13.5	Kris Kirchner (1978)
7.	13.4	Deedee Warley (1999)
8.	12.7	Betsy Bailey (1978)
9.	12.2	Kelley Gibson (1996)
10.	11.7	Kalika France (2004)

REBOUNDS

1.	340	Crystal Langhorne (2005)
2.	316	Kris Kirchner (1978)
3.	238	Marissa Coleman (2006)
4.	200	Beth Hunt (1987)
5.	193	Sonia Chase (1995)

REBOUND AVERAGE

1.	10.6	Crystal Langhorne (2005)
2.	10.5	Kris Kirchner (1978)
3.	9.1	Beth Hunt (1987)
	7.7	Marissa Coleman (2006)
4.	6.7	Sonia Chase (1995)
5.	6.6	Jane Zivalich (1976)

FIELD GOALS MADE

1.	215	Crystal Langhorne (2005)
2.	201	Edna Campbell (1987)
3.	192	Deanna Tate (1986)
4.	174	Betsy Bailey (1978)
5.	163	Marissa Coleman (2006)
6.	158	Kris Kirchner (1978)
7.	151	Deedee Warley (1999)
8.	145	Beth Hunt (1987)
9.	140	Kalika France (2004)
10.	139	Bonnie Rimkus (1991)

FIELD GOALS ATTEMPTED

1.	399	Edna Campbell (1987)
2.	363	Crystal Langhorne (2005)
3.	349	Deanna Tate (1986)
4.	340	Kelley Gibson (1996)
5.	327	Shay Doron (2004)
6.	326	Betsy Bailey (1978)
7.	318	Kalika France (2004)
8.	317	Stephanie Cross (1995)
9.	311	Marissa Coleman (2006)
10.	310	Kris Kirchner (1978)

3-POINT FIELD GOALS MADE

1.	50	Marissa Coleman (2006)
2.	48	Tiffany Brown (1997)
3.	45	Kristi Toliver (2006)
4.	42	Chrissy Fisher (2003)
5.	33	Ashleigh Newman (2005)
6.	28	Aluma Goren (1991)
7.	27	Shay Doron (2004)
8.	23	Kalika France (2004)
9.	22	Anesia Smith (2002)
	22	Carla Holmes (1988)

3-POINT FIELD GOALS ATTEMPTED

1.	134	Tiffany Brown (1997)
2.	110	Chrissy Fisher (2003)
3.	109	Kristi Toliver (2006)
4.	99	Marissa Coleman (2006)
5.	94	Ashleigh Newman (2005)
6.	84	Kelley Gibson (1996)
7.	82	Aluma Goren (1991)
8.	80	Shay Doron (2004)
9.	73	Kalika France (2004)
10.	71	Anesia Smith (2002)

FREE THROWS MADE

1.	136	Shay Doron (2004)
2.	119	Crystal Langhorne (2005)
3.	100	Deanna Tate (1986)
4.	89	Kris Kirchner (1978)
5.	76	Marissa Coleman (2006)
6.	74	Kelley Gibson (1996)
7.	68	Bonnie Rimkus (1991)
8.	64	Edna Campbell (1987)
	64	Beth Hunt (1987)
10.	61	Deedee Warley (1999)

FREE THROWS ATTEMPTED

1.	210	Crystal Langhorne (2005)
2.	176	Shay Doron (2004)
3.	141	Kris Kirchner (1978)
4.	128	Deanna Tate (1986)
5.	103	Bonnie Rimkus (1991)
6.	97	Kelley Gibson (1996)
7.	95	Deedee Warley (1999)
8.	93	Renneika Razor (2000)
9.	92	Marissa Coleman (2006)
10.	89	Sonia Chase (1995)
	89	Beth Hunt (1987)

ASSISTS

1.	157	Debbie Lytle (1980)
2.	138	Carla Holmes (1988)
3.	133	Vicki Brick (2000)
4.	132	Aluma Goren (1991)
5.	110	Kristi Toliver (2006)
6.	106	Deanna Tate (1986)
7.	95	Marissa Coleman (2006)
8.	87	Marissa Coleman (2006)
9.	86	Edna Campbell (1987)
10.	84	Marché Strickland (1999)

BLOCKED SHOTS

1.	47	Marissa Coleman (2006)
	47	Kris Kirchner (1978)
3.	34	Carolyn Dehn-Duhr (1985)
4.	33	Christy Winters (1988)
5.	31	Krystal Kimrey (1977)

SOPHOMORE CLASS

POINTS

1.	562	Shay Doron (2005)
2.	522	Crystal Langhorne (2006)
3.	495	Pam Reaves (1979)
4.	491	Chequita Wood (1984)
5.	448	Christy Winters (1988)
6.	443	Marché Strickland (2000)
	443	Vicky Bullett (1987)
8.	431	Carla Holmes (1989)
9.	428	Myra Waters (1980)
10.	413	Jessie Hicks (1991)

SCORING AVERAGE

1.	17.6	Shay Doron (2005)
2.	17.1	Pam Reaves (1979)
3.	16.9	Chequita Wood (1984)
	16.3	Crystal Langhorne (2006)
4.	16.2	Tara Heiss (1976)
5.	15.3	Vicky Bullett (1987)
6.	14.3	Marché Strickland (2000)
	14.3	Myra Waters (1980)
8.	14.2	Debbie Lytle (1981)

9.	14.0	Christy Winters (1988)
	14.0	Angela Scott (1975)

REBOUNDS

1.	276	Crystal Langhorne (2006)
2.	258	Kris Kirchner (1979)
3.	251	Myra Waters (1980)
4.	243	Vicky Bullett (1987)
5.	208	Laura Harper (2006)
6.	193	Angela Scott (1975)
7.	192	Chequita Wood (1984)
8.	179	Stephanie Cross (1996)
9.	176	Christy Winters (1988)
10.	174	Debbie Stewart (1977)

REBOUND AVERAGE

1.	11.4	Angela Scott (1975)
2.	8.9	Kris Kirchner (1979)
	8.6	Crystal Langhorne (2006)
3.	8.4	Vicky Bullett (1987)
	8.4	Myra Waters (1980)
5.	7.5	Debbie Stewart (1977)
6.	7.2	Debbie Lytle (1981)
	6.9	Laura Harper (2006)
7.	6.9	Stephanie Cross (1996)
8.	6.8	Mary Briesse (1976)
9.	6.6	Chequita Wood (1984)
10.	6.0	Sydney Beasley (1985)
	6.0	Renneika Razor (2001)

FIELD GOALS MADE

1.	236	Pam Reaves (1979)
2.	215	Chequita Wood (1984)
3.	197	Vicky Bullett (1987)
4.	195	Crystal Langhorne (2006)
5.	190	Christy Winters (1988)
6.	189	Shay Doron (2005)
7.	181	Carolyn Dehn-Duhr (1985)
	181	Myra Waters (1980)
9.	177	Jessie Hicks (1991)
10.	174	Carla Holmes (1989)

FREE THROWS MADE

1.	145	Shay Doron (2005)
2.	132	Crystal Langhorne (2006)
3.	115	Deedee Warley (2000)
4.	95	Laura Harper (2006)
5.	76	Renneika Razor (2001)
6.	74	Michele Andrew (1992)
7.	69	Dafne Lee (1990)
8.	68	Christy Winters (1988)
9.	66	Myra Waters (1980)
10.	64	Jonette Niles (1985)

FREE THROWS ATTEMPTED

1.	189	Crystal Langhorne (2006)
2.	182	Shay Doron (2005)
3.	163	Deedee Warley (2000)
3.	144	Laura Harper (2006)
5.	134	Renneika Razor (2001)
6.	103	Michele Andrew (1992)
7.	101	Chequita Wood (1984)
8.	99	Kalika France (2005)
	99	Jessie Hicks (1991)
10.	98	Jonette Niles (1985)

BLOCKED SHOTS

1.	80	Kris Kirchner (1979)
2.	65	Laura Harper (2006)
3.	54	Vicky Bullett (1987)
4.	31	Carolyn Dehn-Duhr (1986)
5.	27	Jessie Hicks (1991)

JUNIOR CLASS

POINTS

1.	627	Kris Kirchner (1980)
2.	581	Vicky Bullett (1988)
3.	478	Marcia Richardson (1983)
4.	454	Myra Waters (1981)
5.	451	Shay Doron (2006)

6.	448	Jessie Hicks (1992)
7.	441	Jasmina Perazic (1982)
8.	421	Malissa Boles (1992)
9.	414	Christy Winters (1989)
	414	Deanna Tate (1988)

SCORING AVERAGE

1.	20.9	Kris Kirchner (1980)
2.	18.2	Vicky Bullett (1988)
3.	16.2	Myra Waters (1981)
4.	15.4	Marcia Richardson (1983)
5.	15.2	Jasmina Perazic (1982)
6.	14.7	Tara Heiss (1977)
7.	14.5	Jessie Hicks (1992)
	14.1	Shay Doron (2006)
8.	14.1	Lisa Brown (1987)
9.	13.9	Marché Strickland (2001)
10.	13.8	Deedee Warley (2001)

FIELD GOALS ATTEMPTED

1.	491	Kris Kirchner (1980)
2.	404	Vicky Bullett (1988)
3.	397	Pam Reaves (1980)
4.	382	Marché Strickland (2001)
5.	379	Lisa Brown (1987)
6.	354	Shay Doron (2006)
	354	Marcia Richardson (1983)
8.	347	Jasmina Perazic (1982)
9.	342	Myra Waters (1981)
10.	333	Christy Winters (1989)

3-POINT FIELD GOALS MADE

1.	51	Shay Doron (2006)
2.	47	Marché Strickland (2001)
3.	38	Alli Spence (2004)
4.	28	Terri Daniels (2002)
5.	27	Carla Holmes (1990)

3-POINT FIELD GOALS ATTEMPTED

1.	148	Marché Strickland (2001)
2.	124	Shay Doron (2006)
3.	78	Alli Spence (2004)
	78	Terri Daniels (2002)
5.	76	Carla Holmes (1990)

FREE THROWS MADE

1.	135	Kris Kirchner (1980)
2.	112	Shay Doron (2006)
3.	107	Deedee Warley (2001)
4.	95	Vicky Bullett (1988)
5.	94	Deanna Tate (1988)

FREE THROWS ATTEMPTED

1.	190	Kris Kirchner (1980)
2.	149	Jessie Hicks (1992)
3.	143	Deedee Warley (2001)
4.	135	Shay Doron (2006)
5.	134	Vicky Bullett (1988)

ASSISTS

1.	183	Debbie Lytle (1982)
2.	177	Deanna Tate (1988)
3.	148	Karon Ferguson (1994)
4.	134	Shay Doron (2006)
5.	131	Tiffany Brown (1999)

STEALS

1.	89	Deanna Tate (1988)
	89	Debbie Lytle (1982)
3.	73	Myra Waters (1981)
4.	71	Vicky Bullett (1988)
5.	62	Renneika Razor (2002)
6.	61	Lisa Brown (1987)
	61	Chequita Wood (1985)
8.	59	Sonia Chase (1997)
9.	57	Marcia Richardson (1983)
	57	Jane Zivalich (1978)

2005-06 Maryland Women's Basketball
#3/3 Maryland Season Box Score (as of Mar 12, 2006)
All games

RECORD:	OVERALL	HOME	AWAY	NEUTRAL
ALL GAMES.....	(28-4)	(15-1)	(9-1)	(4-2)
CONFERENCE.....	(12-2)	(6-1)	(6-1)	(0-0)
NON-CONFERENCE.....	(16-2)	(9-0)	(3-0)	(4-2)

##	Player	GP-GS	Min--Avg	---TOTAL---		---3-PTS---		---FT-FTA---		-----REBOUNDS-----										Pts	Avg
				FG-FGA	Pct	3FG-FGA	Pct	FT-FTA	Pct	Off	Def	Tot	Avg	PF	FO	A	TO	Blk	Stl		
01	Crystal Langhorne..	32-32	885 27.7	195-296	.659	0-1	.000	132-189	.698	108	168	276	8.6	57	0	64	82	11	22	522	16.3
25	Marissa Coleman....	31-22	958 30.9	163-311	.524	50-99	.505	76-92	.826	56	182	238	7.7	73	1	95	100	47	41	452	14.6
22	Shay Doron.....	32-29	994 31.1	144-354	.407	51-124	.411	112-135	.830	22	94	116	3.6	63	1	134	101	11	55	451	14.1
20	Kristi Toliver.....	27-18	737 27.3	103-246	.419	45-109	.413	49-55	.891	15	52	67	2.5	49	1	110	69	7	17	300	11.1
15	Laura Harper.....	30-11	638 21.3	117-210	.557	0-0	.000	95-144	.660	60	148	208	6.9	86	3	24	68	65	28	329	11.0
21	Ashleigh Newman....	32-25	904 28.3	89-247	.360	41-118	.347	38-50	.760	46	67	113	3.5	80	3	75	76	5	39	257	8.0
55	Jade Perry.....	32-20	635 19.8	85-187	.455	0-0	.000	47-64	.734	56	94	150	4.7	66	0	21	49	15	15	217	6.8
44	Aurelie Noirez.....	26-0	292 11.2	33-65	.508	0-0	.000	11-17	.647	26	28	54	2.1	31	0	9	14	2	5	77	3.0
32	Charmaine Carr.....	31-2	363 11.7	22-50	.440	0-1	.000	19-31	.613	27	35	62	2.0	18	0	22	16	10	4	63	2.0
40	Angel Ross.....	12-1	94 7.8	2-16	.125	0-0	.000	2-5	.400	1	18	19	1.6	6	0	2	3	4	3	6	0.5
TEAM.....										59	73	132	4.1	0		9					

Total.....		32	6500	953-1982	.481	187-452	.414	581-782	.743	476	959	1435	44.8	529	9	556	587	177	229	2674	83.6
Opponents.....		32	6500	776-2068	.375	153-501	.305	365-525	.695	408	652	1060	33.1	660	14	410	531	91	282	2070	64.7

SCORE BY PERIODS:	1st	2nd	OT	Total
-----	-----	-----	-----	-----
#3/3 Maryland.....	1278	1341	55	- 2674
Opponents.....	900	1140	30	- 2070

DEADBALL REBOUNDS:	OFF	DEF	TOTAL
-----	-----	-----	-----
#3/3 Maryland.....	92	14	106
Opponents.....	70	11	81

2005-06 Maryland Women's Basketball
#3/3 Maryland Season Box Score (as of Mar 12, 2006)
Conference games

RECORD:	OVERALL	HOME	AWAY	NEUTRAL
ALL GAMES.....	(12-2)	(6-1)	(6-1)	(0-0)
CONFERENCE.....	(12-2)	(6-1)	(6-1)	(0-0)
NON-CONFERENCE.....	(0-0)	(0-0)	(0-0)	(0-0)

				---TOTAL---		---3-PTS---				----REBOUNDS----															
##	Player	GP-GS	Min--Avg	FG-FGA	Pct	3FG-FGA	Pct	FT-FTA	Pct	Off	Def	Tot	Avg	PF	FO	A	TO	Blk	Stl	Pts	Avg				
01	Crystal Langhorne..	14-14	456 32.6	93-147	.633	0-0	.000	62-90	.689	54	68	122	8.7	25	0	31	43	5	11	248	17.7				
25	Marissa Coleman....	14-13	461 32.9	65-141	.461	22-49	.449	36-45	.800	22	92	114	8.1	37	1	33	36	20	14	188	13.4				
22	Shay Doron.....	14-14	476 34.0	56-158	.354	19-55	.345	48-63	.762	13	45	58	4.1	32	0	45	40	4	23	179	12.8				
20	Kristi Toliver.....	14-7	424 30.3	54-130	.415	28-57	.491	27-30	.900	7	30	37	2.6	25	0	61	40	4	8	163	11.6				
15	Laura Harper.....	14-6	300 21.4	55-94	.585	0-0	.000	42-68	.618	34	59	93	6.6	39	3	11	37	26	11	152	10.9				
55	Jade Perry.....	14-8	256 18.3	35-80	.438	0-0	.000	11-14	.786	18	30	48	3.4	29	0	9	25	2	4	81	5.8				
21	Ashleigh Newman....	14-8	380 27.1	26-88	.295	11-42	.262	9-14	.643	20	24	44	3.1	39	2	35	28	2	16	72	5.1				
44	Aurelie Noirez.....	9-0	59 6.6	8-16	.500	0-0	.000	1-2	.500	6	6	12	1.3	9	0	2	4	1	0	17	1.9				
40	Angel Ross.....	3-0	16 5.3	1-3	.333	0-0	.000	0-1	.000	0	4	4	1.3	1	0	0	0	1	0	2	0.7				
32	Charmaine Carr.....	14-0	72 5.1	3-9	.333	0-0	.000	3-5	.600	5	8	13	0.9	4	0	1	2	0	0	9	0.6				
TEAM.....										27	35	62	4.4	0											
Total.....		14	2900	396-866	.457	80-203	.394	239-332	.720	206	401	607	43.4	240	6	228	260	65	87	1111	79.4				
Opponents.....		14	2900	373-931	.401	68-213	.319	182-255	.714	187	307	494	35.3	285	7	203	215	49	114	996	71.1				

SCORE BY PERIODS:	1st	2nd	OT	Total
-----	-----	-----	-----	-----
#3/3 Maryland.....	504	552	55	- 1111
Opponents.....	423	543	30	- 996

DEADBALL REBOUNDS:	OFF	DEF	TOTAL
-----	-----	-----	-----
#3/3 Maryland.....	47	6	53
Opponents.....	37	3	40